


Sinem Yilmaz

DATA GAPS IN REFUGEE INTEGRATION IN EUROPE: A COMPARATIVE ASSESSMENT OF DATA AVAILABILITY IN 14 EU COUNTRIES





Project co-financed from the Polish National Programme of the Asylum, Migration and Integration Fund

Project 'V4NIEM: Visegrad Countries National Integration Evaluation Mechanism' is co – funded by the International Visegrad Fund

Copyright © 2022 by Migration Policy Group. No part of this publication may be reproduced or cited in any form or by any means without reference to its title and authors. All rights reserved.

The report may be downloaded from www.forintegration.eu

Exclusive responsibility for the expressed opinions is borne by the authors.

The European Commission as well as the Polish Ministry of Interior and Administration bear no liability for the method of use of the information made available.

Table of contents





1. Introduction	2
2. Key results	3
3. Country analysis	5
Bulgaria	5
Czechia	8
France	12
Greece	16
Hungary	19
Italy	22
Latvia	25
Lithuania	29
Netherlands	32
Poland	35
Romania	39
Slovenia	42
Spain	45
Sweden	48

1. Introduction

This analysis is part of the National Integration Evaluation Mechanism (NIEM). Launched in 2016, this initiative has provided evidence on the quality of government support for the integration of beneficiaries of international protection (BIPs) in 14 countries¹, based on more than 170 indicators. Out of these, 120 robust indicators refer to the legal, policy and coordination/implementation framework in place and can be directly compared by using a scoring system. The NIEM comprehensive European reports² present these results, as a regular monitoring of refugee integration policies referring to the 2017, 2019 and 2021 situation. Concerning 44 indicators which relate to statistical and administrative data, however, a stringent comparison based on a scoring system is not feasible as of now due to prevailing data gaps. Through their pervasive character, the current data gaps render a systematic and meaningful comparison across countries impossible. Therefore, an in-depth analysis of these gaps is crucial to gain a better understanding of deficiencies of refugee integration policies and to encourage relevant solutions.

Using the 2021 results of the research conducted by NIEM partners in all 14 involved countries, this analysis therefore sets out to map, as a first step, the availability of data supporting evidence-based refugee integration policymaking as measured by NIEM indicators.³ By mapping the data gaps, NIEM is moving closer to an all-out refugee integration index that also measures to what extent governments dispose of a comprehensive knowledge base for developing, implementing and evaluating their policies.

The analysis draws on NIEM's Evaluation 2 research, referring to data availability as of 2021. It uses the following colour coding scheme to highlight the quantity and the quality of data for specific indicators:

-  Data available
-  Some data is available but limited and/or partial
-  Data is not available
-  Not relevant

For each of the 14 countries involved in NIEM, the detailed country analysis (cf. part 3) highlights the availability of data in overall 44 indicators related to data which are included in the NIEM instrument in 12 dimensions of integration policies:

¹ Bulgaria, Czechia, France, Greece, Hungary, Italy, Latvia, Lithuania, the Netherlands, Poland, Romania, Slovenia, Spain and Sweden. The first, baseline round of monitoring included Portugal, but not Bulgaria.

² Wolffhardt A., Conte C. and Huddleston T. (2019), *The European benchmark for refugee integration: A comparative analysis of the National Integration Evaluation Mechanism in 14 EU countries*. Brussels/Warsaw: MPG and IPA;

Wolffhardt A., Conte C. and Huddleston T. (2020), *The European benchmark for refugee integration: A comparative analysis of the National Integration Evaluation Mechanism in 14 EU countries. Evaluation 1: Comprehensive Report*. Brussels/Warsaw: MPG and IPA;

Wolffhardt A., Conte C. and Yilmaz S. (2022), *The European benchmark for refugee integration: A comparative analysis of the National Integration Evaluation Mechanism in 14 EU countries. Evaluation 2: Comprehensive Report*. Brussels/Warsaw: MPG and IPA;

³ Notably, the indicators assessed here do not refer to integration outcome indicators which aim to measure the effect of policies on the situation of BIPs. Given the widespread lack of official migration statistics that would disentangle outcomes of BIPs and of third-country nationals in general, NIEM opted to include a number of outcome indicators which are based on more qualitative methods of data-gathering (e.g. focus groups with BIPs or experts). The rather indicative results of this part of the research are highlighted in the Evaluation 2 comprehensive report; cf. Wolffhardt et al. (2022), op.cit.

- Basic figures and impact of reception on integration
- Residency
- Family reunification
- Citizenship
- Housing
- Employment
- Vocational training and employment-related education
- Health
- Social security
- Education
- Language learning and social orientation
- Building bridges

2. Key results

A major insight concerns wide-ranging data gaps and discrepancies in data availability among the assessed countries. In particular, these gaps exist with regard to public spending on refugee integration, staff resources and detailed statistics that would disentangle beneficiaries of international protection (BIPs) from other migrant groups. Data collection systems are fragmented and efficient assessments of policies, as well as monitoring of the progress of integration programmes and spending, are widely lacking.

The residency, family reunification, building bridges and citizenship dimensions have the biggest data gaps across countries. Italy, Spain and Romania do not collect any data on indicators relevant to building bridges. Concerning family reunification and citizenship, the majority of the countries do not collect data about reasons for unsuccessful applications. Lithuania, Spain and Italy do not provide any data on indicators about family reunification, while data are very limited in other countries. Data on naturalisation procedures is not collected/provided in Lithuania and Hungary. Greece, Romania, Hungary and the Netherlands provide scarcely any data on residency. The biggest data gaps in education are observed in Italy and Spain (no data), Lithuania, Romania and France. Slovenia, Greece and Poland do not collect or provide data on employment of BIPs, while others can provide very limited and partial data. No country collects and/or provides data on all employment indicators. No data on vocational training is collected/provided in Slovenia, Greece and the Netherlands, while Lithuania, Romania and the Netherlands have considerable data gaps in housing. Lastly, the Netherlands does not collect/provide data on basic figures about BIPs as defined in the NIEM indicators.

THE BIGGEST DATA GAPS ACROSS NIEM COUNTRIES

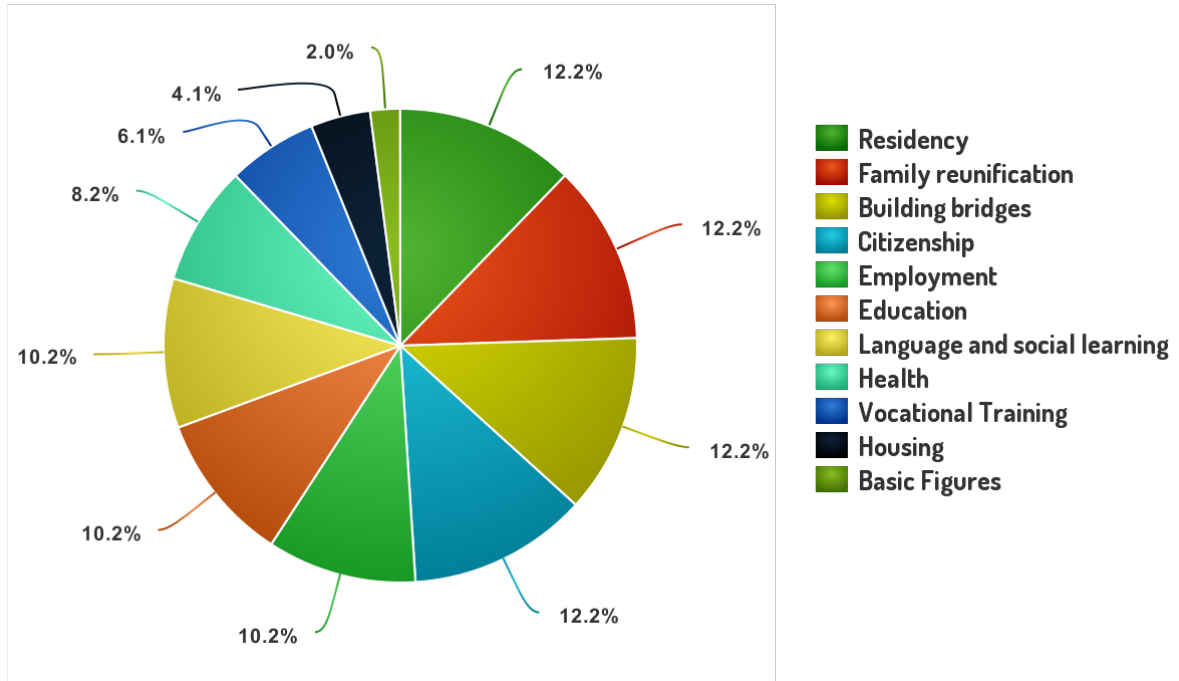


Figure 1: The data gaps were calculated according to available data in particular dimensions across countries. If there is no data at all (●) or data is unavailable for the majority of the indicators in one dimension, it means that the country has a big data gap in that dimension. The total of all cases of data gaps identified in this way is broken down according to the dimensions.

Concerning availability of almost complete data, Czechia provides data on basic figures about BIPs, residency and housing; Slovenia on basic figures, housing, education and language and social learning; Greece on basic figures; Latvia on residency, citizenship, and health; Sweden on housing; Poland and Bulgaria on citizenship.

Overall, available data is not disaggregated by protection status in the majority of the countries and budget information is generally available in total but not for separate integration areas. It is also difficult to understand the exact amount spent from dedicated budgets.

As far as data is collected, in half of the countries the data can be requested from relevant public authorities, while the data was generally publicly available for other countries. In a few countries information could also be collected through NGO representatives and experts working in the field.

3. Country analysis

Bulgaria

- Some data is available in all dimensions. Since some services do not exist in Bulgaria, data is not available for these services. In addition, data on budgets is only available for a few dimensions.
- As far as data are collected, they are generally not publicly available but can be requested from relevant public authorities.

BASIC FIGURES	<ul style="list-style-type: none"> ● How many beneficiaries of international protection (BIPs) were there in Bulgaria as of 1 January 2021? ● How many asylum seekers in 2020 were identified in an individual evaluation as an applicant with special reception needs? How many of them fall under the different categories (single parents, victims of violence/trafficking, disabled, pregnant women, unaccompanied minors, persons with serious illness/mental disorder)? ● How long did it take on average to reach a final decision for asylum cases delivered 2020? ● What are the different lengths of reception phase for beneficiaries in 2020?
	<p>The Ministry of Interior does not collect the data about the population of BIPs. However, the number of asylum seekers with special needs (except victims of trafficking) and the average duration of asylum procedure is available. The Ministry of Interior and the State Agency for Refugees provided these data after a request for access to public information.</p>
RESIDENCY	<ul style="list-style-type: none"> ● What was the size of the public budget tagged as legal assistance and legal support for BIPs actually spent in 2020? ● How many BIPs who applied for permanent/long-term residence were accepted in 2020? ○ How many unsuccessful applications for permanent/long-term residence from BIPs were rejected in 2020 for the following reasons: residence period/economic resource/housing/health insurance requirement, language/integration assessment and documentation?
	<p>Information requested from the relevant public authority shows that the data on the total budget for legal assistance and support is available, but it is not clear how much is spent from the state budget and how much is from EU funds. The data on the acceptance rate for permanent/long-term residence permit is provided upon request, data on reasons for rejection of permanent/long term residence permit is not available since the Ministry of Interior stated that there was no rejection in 2020.</p>
FAMILY REUNIFICATION	<ul style="list-style-type: none"> ● What was the average duration of family reunification and tracing in the case of procedures finalised in 2020? ● How many BIPs who used a family tracing service in 2020 were able to identify family member(s)? ● How many unsuccessful applications from BIPs were rejected in 2020 for the following reasons: definition of the family, residence period/economic resource/housing/health insurance requirement, language/integration assessment and documentation? ● What was the size of the annual public budget actually spent in 2020 tagged as travel assistance and support for family reunion (e.g. providing DNA test for free)? ● How many BIPs were reunited with their family in 2020?
	<p>Information requested from the State Agency for Refugees and the Bulgarian Red Cross present the data on the average duration of family reunification procedures. The Bulgarian Red Cross provided the data on the use of family tracing to identify family members. No official information was provided on the reasons for rejection for family reunification and travel/family assistance budgets.</p>

	<p>On the other hand, statistics on the number of BIPs who united with their families was provided upon request but there is no breakdown in data in terms of different statuses.</p>
CITIZENSHIP	<ul style="list-style-type: none"> ● What was the average duration of naturalisation procedures finalised in 2020 for the first generation of adult BIPs? ● How many unsuccessful applications from BIPs were rejected in 2020 for the following reasons: residence period/economic resource/housing/health insurance requirement, language/integration assessment and documentation? ● How many BIPs were naturalised in 2020?
	<p>The Ministry of Justice pointed to the law on Bulgarian citizenship but did not provide the average duration of naturalization procedures in 2020. The Ministry of Justice, after an information request, provided the data on acceptance rate for naturalization and reasons for rejection.</p>
HOUSING	<ul style="list-style-type: none"> ○ What was the size of the public budget specifically tagged for the public (targeted or mainstream) housing of beneficiaries actually spent in 2020? ○ How many BIPs used targeted public accommodation in 2020? ○ How long on average BIPs use targeted public accommodation (based on numbers in 2020)? ○ What was the average amount of publicly provided, in-cash housing support per month per beneficiary after status recognition in 2020? ○ How many people were living homeless, informally with friends and family, temporary/long-term public housing, long-term private housing, housing they own?
	<p>According to expert interviews, there is no public budget for the housing market integration of BIPs and targeted public accommodation in Bulgaria. Therefore, data is not available.</p>
EMPLOYMENT	<ul style="list-style-type: none"> ● How many asylum seekers and BIPs in working age were legally employed or self-employed in 2020? ● What is the highest, successfully completed level of education of asylum seekers and BIPs in working age? ● What was the size of the public budget specifically tagged for the labour market integration of beneficiaries actually spent in 2020? ● How many BIPs had their skills/qualifications recognised in 2020?
	<p>The number of BIPs who were legally employed in 2020 was provided by the National Revenue Agency upon request, however the agency does not collect information about the status of BIPs and no data was collected on self-employment. The State Refugee Agency, on the other hand, collects information on the educational attainment level of BIPs, but It does not collect data on whether the education was completed inside or outside the host country. No information was provided about the budget for the labour market integration of BIPs and the acceptance rate for recognition of skills/qualifications.</p>
VOCATIONAL TRAINING	<ul style="list-style-type: none"> ● How many asylum seekers and BIPs were enrolled in or completed mainstream or targeted vocational training or employment-related education in 2020? ● What was the size of the annual public budget actually spent in 2020 specifically tagged for the skills improvement of beneficiaries?
	<p>The official response from Ministry of Education provided the data on the number of BIPs and asylum seekers in employment related education in 2020. However, data was not available for the budget on vocational education of BIPs.</p>
HEALTH	<ul style="list-style-type: none"> ● What was the size of the annual public budget actually spent in 2020 specifically tagged for health care services for persons seeking or benefiting from international protection?
	<p>The data provided by the Ministry of Interior only presents the budget from the EU funds for health care services of BIPs under emergency funds. This budget is for all third country nationals.</p>

EDUCATION	<ul style="list-style-type: none"> <input type="radio"/> How many children and youth (up to 25 years old) seeking or benefiting from international protection were enrolled in education in 2020? <input type="radio"/> How long did it take, on average in 2020, for the children of asylum seekers to be enrolled in school? <input type="radio"/> How many minor asylum seekers and children and youth under international protection participated in targeted education in 2020? <input type="radio"/> What was the size of the public budget specifically tagged for targeted educational measures for minor beneficiaries actually spent in 2020? <input type="radio"/> What was the number of publicly funded, full-time equivalent staff in 2020 tagged as directly working on supporting the education of minor BIPs?
	<p>Statistics on enrolments in primary school and pre-school is available based on the official response shared by the Ministry of Education. Although ordinance on conditions and procedures for admission and training of asylum seekers and BIPs exists, exact data on the average time between an asylum application and the enrolment of children in educational programmes is not available. The number of minor asylum seekers, children and youth under international protection in targeted education is not available. The information about the state budget for targeted educational measures for minor BIPs was provided by authorities upon request.</p>
LANGUAGE LEARNING & SOCIAL ORIENTATION	<ul style="list-style-type: none"> <input type="radio"/> How many asylum seekers and BIPs were enrolled in publicly funded, free host language courses in 2020? <input type="radio"/> How long did it take on average for asylum seekers to be enrolled in publicly funded host language courses in 2020? <input type="radio"/> How many asylum seekers and BIPs have successfully completed publicly funded host language courses or were successfully tested after completing a publicly funded course in 2020? <input type="radio"/> How many asylum seekers and BIPs did complete publicly funded social orientation courses in 2020? <input type="radio"/> What was the size of the public budget specifically tagged for host language learning actually spent in 2020? <input type="radio"/> What was the number of publicly funded, full-time equivalent staff in the last calendar tagged as teaching the host language to beneficiaries? <input type="radio"/> What was the size of the public budget specifically tagged for social orientation of beneficiaries actually spent in 2020? <input type="radio"/> What was the number of publicly funded, full-time equivalent staff in the last calendar year tagged as directly working on social orientation programmes for beneficiaries?
	<p>There were no publicly funded language and social orientation courses for adult BIPs in 2020.</p>
BUILDING BRIDGES	<ul style="list-style-type: none"> <input type="radio"/> How many BIPs have received one-to-one socio-cultural mentorship in publicly funded voluntary initiatives in 2020? <input type="radio"/> How many legal guardians support unaccompanied minors through publicly funded voluntary initiatives in 2020? <input type="radio"/> How many NGOs were there in 2020 that have been founded and run by BIPs? <input type="radio"/> What was the amount of public funding in 2020 that was tagged to support associations working on the socio-cultural and civic participation of BIPs?
	<p>One-to-one mentorship does not exist in Bulgaria. There are no legal guardians supporting minors through publicly funded voluntary initiatives. No official information is available about the number of NGOs run by BIPs. Therefore, no budget is reserved for these.</p>

Czechia

- The biggest data gaps are related to the building bridges dimensions. Overall, data is very limited and not disaggregated by protection status. In addition, data on budgets is often not disaggregated for different integration areas.
- As far as data are collected, they are generally not publicly available but can be requested from relevant public authorities.

BASIC FIGURES	<ul style="list-style-type: none"> ● How many beneficiaries of international protection (BIPs) were there in Czechia as of 1 January 2021? ● How many asylum seekers in 2020 were identified in an individual evaluation as an applicant with special reception needs? How many of them fall under the different categories (single parents, victims of violence/trafficking, disabled, pregnant women, unaccompanied minors, persons with serious illness/mental disorder)? ● How long did it take on average to reach a final decision for asylum cases delivered 2020? ● What are the different lengths of reception phase for beneficiaries in 2020? <p>Based on the official answer from the Ministry of Interior, statistics on the number of BIPs in 2020 is available and data is broken down according to protection status, age, gender and the period of recognition. The Ministry of Interior, nevertheless, does not collect data on asylum seekers with special reception needs. Information on the average length and different lengths of reception phase is available upon request from the Ministry of Interior.</p>
RESIDENCY	<ul style="list-style-type: none"> ● What was the size of the public budget tagged as legal assistance and legal support for BIPs actually spent in 2020? ● How many BIPs who applied for permanent/long-term residence were accepted in 2020? ● How many unsuccessful applications for permanent/long-term residence from BIPs were rejected in 2020 for the following reasons: residence period/economic resource/housing/health insurance requirement, language/integration assessment and documentation? <p>Data is available on the acceptance rate for and reasons for rejection of permanent/long-term residence upon request from the Ministry of Interior. However, the size of the budget for legal assistance and support is not available.</p>
FAMILY REUNIFICATION	<ul style="list-style-type: none"> ● What was the average duration of family reunification and tracing in the case of procedures finalised in 2020? ● How many BIPs who used a family tracing service in 2020 were able to identify family member(s)? ● How many unsuccessful applications from BIPs were rejected in 2020 for the following reasons: definition of the family, residence period/economic resource/housing/health insurance requirement, language/integration assessment and documentation? ○ What was the size of the annual public budget actually spent in 2020 tagged as travel assistance and support for family reunion (e.g. providing DNA test for free)? ● How many BIPs were reunited with their family in 2020? <p>The data on the average duration of the family reunification procedure is available but only for asylum act reunification procedures. No official information was provided on family tracing service. The Ministry of Interior does not collect data on the reasons for rejection for family reunification. Travel/family assistance budgets do not exist in Czechia. On the other hand, statistics on the number of BIPs who got a permanent residence permit was provided upon request but there is no breakdown in data in terms of different statuses and they do not record the number of applications.</p>

CITIZENSHIP	<ul style="list-style-type: none"> ● What was the average duration of naturalisation procedures finalised in 2020 for the first generation of adult BIPs? ● How many unsuccessful applications from BIPs were rejected in 2020 for the following reasons: residence period/economic resource/housing/health insurance requirement, language/integration assessment and documentation? ● How many BIPs were naturalised in 2020?
	<p>The Ministry of Interior provided the data on the average duration of naturalization procedures in 2020, but only for recognized refugees since the ministry does not differentiate between types of international protection in statistics. On the other hand, the ministry did not share the number of rejected applications and reasons for rejection. The Ministry of Interior, after an information request, provided the data on the acceptance rate for naturalization but the data is not broken down according to different protection statutes.</p>
HOUSING	<ul style="list-style-type: none"> ● What was the size of the public budget specifically tagged for the public (targeted or mainstream) housing of beneficiaries actually spent in 2020? ● How many BIPs used targeted public accommodation in 2020? ● How long on average BIPs use targeted public accommodation (based on numbers in 2020)? ● What was the average amount of publicly provided, in-cash housing support per month per beneficiary after status recognition in 2020? ● How many people were living homeless, informally with friends and family, temporary/long-term public housing, long-term private housing, housing they own?
	<p>According to the official answer from relevant authorities, data on the budget for housing integration of BIPs is partial, while the statistics on the number of BIPs using targeted accommodation, the length of the use and targeted in-cash housing benefits is provided. However, data is not available on housing security of BIPs.</p>
EMPLOYMENT	<ul style="list-style-type: none"> ● How many asylum seekers and BIPs in working age were legally employed or self-employed in 2020? ● What is the highest, successfully completed level of education of asylum seekers and BIPs in working age? ● What was the size of the public budget specifically tagged for the labour market integration of beneficiaries actually spent in 2020? ● How many BIPs had their skills/qualifications recognised in 2020?
	<p>The number of BIPs who were legally employed in 2020 was provided by the Labour Office and the Ministry of Interior upon request. However, no data was collected on self-employment. On the other hand, information on the educational attainment level of BIPs is not recorded by the central labour office, but some regional labour offices provided data. Information was provided about the budget for the labour market integration of BIPs, however, the acceptance rate for recognition of skills/qualifications is not available.</p>

VOCATIONAL TRAINING	<ul style="list-style-type: none"> ● How many asylum seekers and BIPs were enrolled in or completed mainstream or targeted vocational training or employment-related education in 2020? ○ What was the size of the annual public budget actually spent in 2020 specifically tagged for the skills improvement of beneficiaries?
	The central labour office does not record data on enrolment and/or completion of vocational training on the side of BIPs or asylum seekers. In addition, there is no specific budget for vocational training of BIPs.
HEALTH	<ul style="list-style-type: none"> ● What was the size of the annual public budget actually spent in 2020 specifically tagged for health care services for persons seeking or benefiting from international protection?
	The information on the budget for healthcare services for BIPs is not available.
EDUCATION	<ul style="list-style-type: none"> ● How many children and youth (up to 25 years old) seeking or benefiting from international protection were enrolled in education in 2020? ● How long did it take, on average in 2020, for the children of asylum seekers to be enrolled in school? ● How many minor asylum seekers and children and youth under international protection participated in targeted education in 2020? ● What was the size of the public budget specifically tagged for targeted educational measures for minor beneficiaries actually spent in 2020? ○ What was the number of publicly funded, full-time equivalent staff in 2020 tagged as directly working on supporting the education of minor BIPs?
	Statistics on enrolments in pre-school, primary and secondary schools and higher vocational schools are publicly available, but the data is not broken down according to gender and protection status. The Ministry of Education does not record data on the number of minor asylum seekers, children and youth under international protection and the average time between an asylum application and the enrolment of children in educational programmes. The information about the state budget for targeted educational measures for minor BIPs was provided by authorities upon request. However, since there is no designated staff working with minor BIPs as a specific target group, data on education staff is not available.
LANGUAGE LEARNING & SOCIAL ORIENTATION	<ul style="list-style-type: none"> ● How many asylum seekers and BIPs were enrolled in publicly funded, free host language courses in 2020? ● How long did it take on average for asylum seekers to be enrolled in publicly funded host language courses in 2020? ● How many asylum seekers and BIPs have successfully completed publicly funded host language courses or were successfully tested after completing a publicly funded course in 2020? ● How many asylum seekers and BIPs did complete publicly funded social orientation courses in 2020? ● What was the size of the public budget specifically tagged for host language learning actually spent in 2020? ● What was the number of publicly funded, full-time equivalent staff in the last calendar tagged as teaching the host language to beneficiaries? ● What was the size of the public budget specifically tagged for social orientation of beneficiaries actually spent in 2020? ● What was the number of publicly funded, full-time equivalent staff in the last calendar year tagged as directly working on social orientation programmes for beneficiaries?
	The official answer from authorities shows that data on the enrolment of BIPs and asylum seekers in publicly funded language courses is limited and not in accordance with individual categories of international protection. Data is not available on the average time between an asylum application and the enrolment in a language course. Statistics on the completion of language courses is

	<p>available, differentiated by gender and language level, but not by different protection statutes. The yearly budget for host language learning is available, however, it is not possible to know what is actually spent. Based on interviews with relevant authorities, the number of language learning and social orientation staff is provided but the information is limited for the latter. The available social orientation budget includes integration counselling and assistance in its entirety. Therefore, it is impossible to determine the exact amount spent on courses for BIPs who participate in the courses together with other TCNs.</p>
BUILDING BRIDGES	<ul style="list-style-type: none"> ● How many BIPs have received one-to-one socio-cultural mentorship in publicly funded voluntary initiatives in 2020? ● How many legal guardians support unaccompanied minors through publicly funded voluntary initiatives in 2020? ● How many NGOs were there in 2020 that have been founded and run by BIPs? ● What was the amount of public funding in 2020 that was tagged to support associations working on the socio-cultural and civic participation of BIPs? <p>Although there is no official data, some NGOs using public funding to organize mentorship activities for BIPs provided the number BIPs who received mentorship. There is no data on publicly funded legal guardians, the number of NGOs run by BIPs and funding for associations working on socio-cultural participation of beneficiaries.</p>

France

- The biggest data gaps are related to the family reunification, citizenship, education, language and social learning as well as building bridges dimensions.
- As far as data are collected, they are generally publicly available. Some data could be requested from relevant public authorities.

BASIC FIGURES	<ul style="list-style-type: none"> ● How many beneficiaries of international protection (BIPs) were there in France as of 1 January 2021? ● How many asylum seekers in 2020 were identified in an individual evaluation as an applicant with special reception needs? How many of them fall under the different categories (single parents, victims of violence/trafficking, disabled, pregnant women, unaccompanied minors, persons with serious illness/mental disorder)? ● How long did it take on average to reach a final decision for asylum cases delivered 2020? ● What are the different lengths of reception phase for beneficiaries in 2020?
	<p>The number of BIPs in 2020 is publicly available but not disaggregated by gender. Since vulnerable persons are not registered as a sub-group and authorities do not collect data on victims of violence and trafficking, data is only available for unaccompanied minors. According to publicly available reports, average and different lengths of the reception phase is available.</p>
RESIDENCY	<ul style="list-style-type: none"> ● What was the size of the public budget tagged as legal assistance and legal support for BIPs actually spent in 2020? ● How many BIPs who applied for permanent/long-term residence were accepted in 2020? ● How many unsuccessful applications for permanent/long-term residence from BIPs were rejected in 2020 for the following reasons: residence period/economic resource/housing/health insurance requirement, language/integration assessment and documentation?
	<p>No data is available for legal assistance and support budgets as well as the acceptance rate for permanent/long-term residence. Publicly available official reports show that rejections can only be made on the ground of the person posing a risk to public security and the number of rejections for this reason is available.</p>
FAMILY REUNIFICATION	<ul style="list-style-type: none"> ● What was the average duration of family reunification and tracing in the case of procedures finalised in 2020? ● How many BIPs who used a family tracing service in 2020 were able to identify family member(s)? ● How many unsuccessful applications from BIPs were rejected in 2020 for the following reasons: definition of the family, residence period/economic resource/housing/health insurance requirement, language/integration assessment and documentation? ● What was the size of the annual public budget actually spent in 2020 tagged as travel assistance and support for family reunion (e.g. providing DNA test for free)? ● How many BIPs were reunited with their family in 2020?
	<p>The information about the average duration of the family reunification process is provided by the Ministry of Interior. Based on an interview with the French Red Cross, the information about use of family tracing is available for all TCNs. The number of BIPs who united with family members and unsuccessful applications with reasons mentioned above is not available for 2020. In addition, the travel/family assistance budget for family reunification is not known.</p>

CITIZENSHIP	<ul style="list-style-type: none"> ● What was the average duration of naturalisation procedures finalised in 2020 for the first generation of adult BIPs? ● How many unsuccessful applications from BIPs were rejected in 2020 for the following reasons: residence period/economic resource/housing/health insurance requirement, language/integration assessment and documentation? ● How many BIPs were naturalised in 2020?
	<p>There is no available data on the average duration of naturalization procedures and reasons for rejection for access to nationality. According to publicly available official statistics, the acceptance rate for naturalization and access to nationality is available, but only for all TCNs.</p>
HOUSING	<ul style="list-style-type: none"> ● What was the size of the public budget specifically tagged for the public (targeted or mainstream) housing of beneficiaries actually spent in 2020? ● How many BIPs used targeted public accommodation in 2020? ● How long on average BIPs use targeted public accommodation (based on numbers in 2020)? ○ What was the average amount of publicly provided, in-cash housing support per month per beneficiary after status recognition in 2020? ● How many people were living homeless, informally with friends and family, temporary/long-term public housing, long-term private housing, housing they own?
	<p>A publicly available report presents the data on the budget for housing market integration of BIPs. The number of BIPs using public accommodation and the length of use is available but there is no breakdown according to different protection statuses. No precise data is available about the housing security of BIPs.</p>
EMPLOYMENT	<ul style="list-style-type: none"> ● How many asylum seekers and BIPs in working age were legally employed or self-employed in 2020? ● What is the highest, successfully completed level of education of asylum seekers and BIPs in working age? ● What was the size of the public budget specifically tagged for the labour market integration of beneficiaries actually spent in 2020? ● How many BIPs had their skills/qualifications recognised in 2020?
	<p>According to publicly available reports, the number of legally employed BIPs is available. However, the data is not broken down into different protection statuses. In addition, no data is available for self-employment. No precise data is available on the educational attainment level of BIPs in employment. There is no specific budget for the labour market integration of BIPs since they fall under mainstream provisions. The total budget which includes support to refugees is available. The acceptance rate for recognition of skills/qualifications is available but data is not disaggregated by protection status.</p>
VOCATIONAL TRAINING	<ul style="list-style-type: none"> ● How many asylum seekers and BIPs were enrolled in or completed mainstream or targeted vocational training or employment-related education in 2020? ● What was the size of the annual public budget actually spent in 2020 specifically tagged for the skills improvement of beneficiaries?
	<p>A publicly available official report shows the number of BIPs in vocational training, but the data is partial and does not cover all targeted vocational training programmes. There is no specific budget for the labour market integration of BIPs since they fall under mainstream provisions. The total budget which includes support to refugees is available.</p>

HEALTH	<input type="radio"/> What was the size of the annual public budget actually spent in 2020 specifically tagged for health care services for persons seeking or benefiting from international protection?
	The budget for healthcare services for BIPs is not available since they fall under mainstream provisions.
EDUCATION	<ul style="list-style-type: none"> <input checked="" type="radio"/> How many children and youth (up to 25 years old) seeking or benefiting from international protection were enrolled in education in 2020? <input checked="" type="radio"/> How long did it take, on average in 2020, for the children of asylum seekers to be enrolled in school? <input checked="" type="radio"/> How many minor asylum seekers and children and youth under international protection participated in targeted education in 2020? <input checked="" type="radio"/> What was the size of the public budget specifically tagged for targeted educational measures for minor beneficiaries actually spent in 2020? <input checked="" type="radio"/> What was the number of publicly funded, full-time equivalent staff in 2020 tagged as directly working on supporting the education of minor BIPs?
	The French government does not collect data on the number of BIPs enrolled in education, only on the number of non-French-speaking students enrolled. A Ministry of Education information note presents the information on the average time between an asylum application and the enrolment of children to school. The Ministry of Education has a budget for specific education needs and specific mechanisms for education. Part of these actions include targeted educational measures for non-francophone minor students but the breakdown is not available.
LANGUAGE LEARNING & SOCIAL ORIENTATION	<ul style="list-style-type: none"> <input checked="" type="radio"/> How many asylum seekers and BIPs were enrolled in publicly funded, free host language courses in 2020? <input type="radio"/> How long did it take on average for asylum seekers to be enrolled in publicly funded host language courses in 2020? <input checked="" type="radio"/> How many asylum seekers and BIPs have successfully completed publicly funded host language courses or were successfully tested after completing a publicly funded course in 2020? <input checked="" type="radio"/> How many asylum seekers and BIPs did complete publicly funded social orientation courses in 2020? <input checked="" type="radio"/> What was the size of the public budget specifically tagged for host language learning actually spent in 2020? <input checked="" type="radio"/> What was the number of publicly funded, full-time equivalent staff in the last calendar tagged as teaching the host language to beneficiaries? <input checked="" type="radio"/> What was the size of the public budget specifically tagged for social orientation of beneficiaries actually spent in 2020? <input checked="" type="radio"/> What was the number of publicly funded, full-time equivalent staff in the last calendar year tagged as directly working on social orientation programmes for beneficiaries?
	According to a publicly available official report, the number of BIPs enrolled in publicly funded language courses is available. Asylum seekers do not have access to publicly funded host language courses, except those arriving through the resettlement programme or an asylum visa. Data on the completion of language courses is only available for all TCNs. Information is not available for completion of social orientation courses, host language learning and social orientation budgets, and the number of social orientation staff. This is partly because BIPs take these courses together with other TCNs.

BUILDING BRIDGES	<ul style="list-style-type: none"> ● How many BIPs have received one-to-one socio-cultural mentorship in publicly funded voluntary initiatives in 2020? ● How many legal guardians support unaccompanied minors through publicly funded voluntary initiatives in 2020? ● How many NGOs were there in 2020 that have been founded and run by BIPs? ● What was the amount of public funding in 2020 that was tagged to support associations working on the socio-cultural and civic participation of BIPs?
	<p>Partial data coming from NGOs is available on the number of BIPs receiving one-to-one mentorship. The number of legal guardians is not available. There is no systematic data on the number of NGOs run by BIPs. There is no information about the specific funding for organisations working on the socio-cultural and civic participation of BIPs.</p>

Greece

- The biggest data gaps are related to the employment, vocational training, residency and citizenship dimensions.
- As far as data are collected, they are generally publicly available.

BASIC FIGURES	<ul style="list-style-type: none"> <input type="radio"/> How many beneficiaries of international protection (BIPs) were there in Greece as of 1 January of 2021? <input checked="" type="radio"/> How many asylum seekers in 2020 were identified in an individual evaluation as an applicant with special reception needs? How many of them fall under the different categories (single parents, victims of violence/trafficking, disabled, pregnant women, unaccompanied minors, persons with serious illness/mental disorder)? <input checked="" type="radio"/> How long did it take on average to reach a final decision for asylum cases delivered 2020? <input checked="" type="radio"/> What are the different lengths of reception phase for beneficiaries in 2020?
	<p>There is no segregated statistical data on the number of BIPs in Greece. The available public data indicates only the number of asylum applications by age without distinguishing by gender and separately displays the number of applications by gender without distinguishing by age. Publicly available data also presents the number of asylum seekers with special needs in all categories. The average and different lengths of the reception phase is available in public reports.</p>
RESIDENCY	<ul style="list-style-type: none"> <input type="radio"/> What was the size of the public budget tagged as legal assistance and legal support for BIPs actually spent in 2020? <input checked="" type="radio"/> How many BIPs who applied for permanent/long-term residence were accepted in 2020? <input checked="" type="radio"/> How many unsuccessful applications for permanent/long-term residence from BIPs were rejected in 2020 for the following reasons: residence period/economic resource/housing/health insurance requirement, language/integration assessment and documentation?
	<p>There is no separate data about legal assistance and support budgets, as this is included in emergency assistance which comes through EU budgets. The Ministry of Migration Policy publishes monthly statistics on the number of submitted applications and the category of residence permits, however it distinguishes between male and female applicants and country of origin. The ministry does not record statistics on the international protection status of applicants for permanent/long-term residents.</p>
FAMILY REUNIFICATION	<ul style="list-style-type: none"> <input type="radio"/> What was the average duration of family reunification and tracing in the case of procedures finalised in 2020? <input checked="" type="radio"/> How many BIPs who used a family tracing service in 2020 were able to identify family member(s)? <input checked="" type="radio"/> How many unsuccessful applications from BIPs were rejected in 2020 for the following reasons: definition of the family, residence period/economic resource/housing/health insurance requirement, language/integration assessment and documentation? <input type="radio"/> What was the size of the annual public budget actually spent in 2020 tagged as travel assistance and support for family reunion (e.g. providing DNA test for free)? <input type="radio"/> How many BIPs were reunited with their family in 2020?
	<p>According to the Greek Council for Refugees' Submissions to the Asylum Information Database (AIDA), some data is available on the average duration of family reunification procedures, but it is limited. There is no information on family tracing services used by BIPs and reasons for rejection for family reunification. There is no public budget allocated to travel/family assistance. Regarding the acceptance rate, data is available for 2019 and has not been updated for 2020 yet.</p>

CITIZENSHIP	<ul style="list-style-type: none"> ● What was the average duration of naturalisation procedures finalised in 2020 for the first generation of adult BIPs? ● How many unsuccessful applications from BIPs were rejected in 2020 for the following reasons: residence period/economic resource/housing/health insurance requirement, language/integration assessment and documentation? ● How many BIPs were naturalised in 2020?
	<p>The average duration of the naturalisation procedure for all TCNs is available. However, there is no data on pending requests in 2020. There is no available data on the reasons behind rejected applications and the number of BIPs who were naturalized in 2020.</p>
HOUSING	<ul style="list-style-type: none"> ● What was the size of the public budget specifically tagged for the public (targeted or mainstream) housing of beneficiaries actually spent in 2020? ○ How many BIPs used targeted public accommodation in 2020? ○ How long on average BIPs use targeted public accommodation (based on numbers in 2020)? ● What was the average amount of publicly provided, in-cash housing support per month per beneficiary after status recognition in 2020? ● How many people were living homeless, informally with friends and family, temporary/long-term public housing, long-term private housing, housing they own?
	<p>The budget for housing market integration from EU funds is available but the exact amount which was spent on housing is not available. There is no targeted public accommodation for BIPs. There is no data on in-cash housing support per month per beneficiary after status recognition. Based on publicly available information, there is no data about housing security of BIPs but limited data is available on accommodation of asylum seekers.</p>
EMPLOYMENT	<ul style="list-style-type: none"> ● How many asylum seekers and BIPs in working age were legally employed or self-employed in 2020? ● What is the highest, successfully completed level of education of asylum seekers and BIPs in working age? ● What was the size of the public budget specifically tagged for the labour market integration of beneficiaries actually spent in 2020? ● How many BIPs had their skills/qualifications recognised in 2020?
	<p>There is no available data on the legal employment or self-employment of asylum seekers and BIPs and their educational attainment level. There is also no available data on the budget for labour market integration of BIPs and the acceptance rate for recognition of skills/qualifications of asylum seekers and BIPs.</p>
VOCATIONAL TRAINING	<ul style="list-style-type: none"> ● How many asylum seekers and BIPs were enrolled in or completed mainstream or targeted vocational training or employment-related education in 2020? ● What was the size of the annual public budget actually spent in 2020 specifically tagged for the skills improvement of beneficiaries?
	<p>There is no available data on the budgets for vocational training and the number of asylum seekers and BIPs enrolled in, or having completed, vocational training or employment-related education.</p>
HEALTH	<ul style="list-style-type: none"> ● What was the size of the annual public budget actually spent in 2020 specifically tagged for health care services for persons seeking or benefiting from international protection?
	<p>The amount allocated as comprehensive emergency health response to the refugee crisis (without distinguishing between the groups of beneficiaries) through AMIF is available.</p>

EDUCATION	<ul style="list-style-type: none"> ● How many children and youth (up to 25 years old) seeking or benefiting from international protection were enrolled in education in 2020? ● How long did it take on average in 2020, for the children of asylum seekers to be enrolled in school? ● How many minor asylum seekers and children and youth under international protection participated in targeted education in 2020? ● What was the size of the public budget specifically tagged for targeted educational measures for minor beneficiaries actually spent in 2020? ● What was the number of publicly funded, full-time equivalent staff in 2020 tagged as directly working on supporting the education of minor BIPs?
	<p>Some public data is available on the enrolment in education of refugee children and youth but accurate data is not guaranteed. In general, the number of children beneficiaries of international protection enrolled in formal education is not known. The average enrolment time is available in regulations but it is not clear how it worked in practice in 2020. EU budgets -not state budgets- for targeted education of BIPs and asylum seekers are available, as well as the number of temporary educators for BIPs.</p>
LANGUAGE LEARNING & SOCIAL ORIENTATION	<ul style="list-style-type: none"> ○ How many asylum seekers and BIPs were enrolled in publicly funded, free host language courses in 2020? ○ How long did it take on average for asylum seekers to be enrolled in publicly funded host language courses in 2020? ○ How many asylum seekers and BIPs have successfully completed publicly funded host language courses or were successfully tested after completing a publicly funded course in 2020? ○ How many asylum seekers and BIPs did complete publicly funded social orientation courses in 2020? ○ What was the size of the public budget specifically tagged for host language learning actually spent in 2020? ○ What was the number of publicly funded, full-time equivalent staff in the last calendar tagged as teaching the host language to beneficiaries? ○ What was the size of the public budget specifically tagged for social orientation of beneficiaries actually spent in 2020? ○ What was the number of publicly funded, full-time equivalent staff in the last calendar year tagged as directly working on social orientation programmes for beneficiaries?
	<p>There are no publicly funded language and social orientation courses in Greece.</p>
BUILDING BRIDGES	<ul style="list-style-type: none"> ● How many BIPs have received one-to-one socio-cultural mentorship in publicly funded voluntary initiatives in 2020? ● How many legal guardians support unaccompanied minors through publicly funded voluntary initiatives in 2020? ● How many NGOs were there in 2020 that have been founded and run by BIPs? ○ What was the amount of public funding in 2020 that was tagged to support associations working on the socio-cultural and civic participation of BIPs?
	<p>There is no available data on publicly funded mentorship schemes for BIPs. In fact, no such mentoring scheme exists. Social integration is left to NGOs and some of them use public funding for their activities. However, the number of BIPs receiving mentorship services from these NGOs is not available. There is no available statistical data on the number of legal guardians. There has not been any funding allocated for this matter. Although there is no data on NGOs that have been founded in 2020 and run by beneficiaries of international protection, publicly available data presents some data on existing NGOs run by BIPs.</p>

Hungary

- The biggest data gaps are related to the employment, residency, and citizenship dimensions.
- As far as data are collected, they are generally publicly available, and some information can be gathered through NGOs.

BASIC FIGURES	<ul style="list-style-type: none"> ● How many beneficiaries of international protection (BIPs) were there in Hungary as of 1 January 2021? ● How many asylum seekers in 2020 were identified in an individual evaluation as an applicant with special reception needs? How many of them fall under the different categories (single parents, victims of violence/trafficking, disabled, pregnant women, unaccompanied minors, persons with serious illness/mental disorder)? ● How long did it take on average to reach a final decision for asylum cases delivered 2020? ● What are the different lengths of reception phase for beneficiaries in 2020? <p>According to public data from the General Directorate for Aliens Policing, the number of BIPs in 2020 is available. However, there is no available data on the number of asylum seekers with special reception needs. The National Directorate General for Aliens Policing provides the average length of the reception phase, while data on different lengths of reception phase is not available.</p>
RESIDENCY	<ul style="list-style-type: none"> <input type="radio"/> What was the size of the public budget tagged as legal assistance and legal support for BIPs actually spent in 2020? ● How many BIPs who applied for permanent/long-term residence were accepted in 2020? ● How many unsuccessful applications for permanent/long-term residence from BIPs were rejected in 2020 for the following reasons: residence period/economic resource/housing/health insurance requirement, language/integration assessment and documentation? <p>There is no dedicated public budget for legal assistance and legal support for BIPs. The competent authority was not able to provide statistical data on the acceptance rates and reasons for rejection for permanent residence permits by BIPs.</p>
FAMILY REUNIFICATION	<ul style="list-style-type: none"> ● What was the average duration of family reunification and tracing in the case of procedures finalised in 2020? ● How many BIPs who used a family tracing service in 2020 were able to identify family member(s)? ● How many unsuccessful applications from BIPs were rejected in 2020 for the following reasons: definition of the family, residence period/economic resource/housing/health insurance requirement, language/integration assessment and documentation? <input type="radio"/> What was the size of the annual public budget actually spent in 2020 tagged as travel assistance and support for family reunion (e.g. providing DNA test for free)? ● How many BIPs were reunited with their family in 2020? <p>There is no data on the average duration of the family reunification procedure and reasons for rejection. The family tracing service is provided and financed by the Red Cross. According to the Red Cross, it received no requests for family tracing from BIPs in 2020. The state neither provides funds for travel assistance and support for family reunification, nor provides for free DNA tests. Partial information is available on the acceptance rate for family reunification.</p>

CITIZENSHIP	<ul style="list-style-type: none"> ● What was the average duration of naturalisation procedures finalised in 2020 for the first generation of adult BIPs? ● How many unsuccessful applications from BIPs were rejected in 2020 for the following reasons: residence period/economic resource/housing/health insurance requirement, language/integration assessment and documentation? ● How many BIPs were naturalised in 2020?
	There is no publicly available data on the naturalisation procedures.
HOUSING	<ul style="list-style-type: none"> ○ What was the size of the public budget specifically tagged for the public (targeted or mainstream) housing of beneficiaries actually spent in 2020? ○ How many BIPs used targeted public accommodation in 2020? ○ How long on average BIPs use targeted public accommodation (based on numbers in 2020)? ○ What was the average amount of publicly provided, in-cash housing support per month per beneficiary after status recognition in 2020? ○ How many people were living homeless, informally with friends and family, temporary/long-term public housing, long-term private housing, housing they own?
	There is no state support for the housing market integration of BIPs.
EMPLOYMENT	<ul style="list-style-type: none"> ● How many asylum seekers and BIPs in working age were legally employed or self-employed in 2020? ● What is the highest, successfully completed level of education of asylum seekers and BIPs in working age? ○ What was the size of the public budget specifically tagged for the labour market integration of beneficiaries actually spent in 2020? ○ How many BIPs had their skills/qualifications recognised in 2020?
	The available statistics do not contain data specifically on BIPs and there is no information about the educational attainment level of BIPs in employment. There is no public budget dedicated to the labour market integration of BIPs and no centralised scheme for skills recognition in Hungary
VOCATIONAL TRAINING	<ul style="list-style-type: none"> ● How many asylum seekers and BIPs were enrolled in or completed mainstream or targeted vocational training or employment-related education in 2020? ○ What was the size of the annual public budget actually spent in 2020 specifically tagged for the skills improvement of beneficiaries?
	Data is not available on the enrolment in vocational training and employment related education. There is no public budget dedicated to vocational training of BIPs.
HEALTH	<ul style="list-style-type: none"> ● What was the size of the annual public budget actually spent in 2020 specifically tagged for health care services for persons seeking or benefiting from international protection?
	There are no data available on budgets for the health care services for BIPs.
EDUCATION	<ul style="list-style-type: none"> ● How many children and youth (up to 25 years old) seeking or benefiting from international protection were enrolled in education in 2020? ● How long did it take, on average in 2020, for the children of asylum seekers to be enrolled in school? ○ How many minor asylum seekers and children and youth under international protection participated in targeted education in 2020? ○ What was the size of the public budget specifically tagged for targeted educational measures for minor beneficiaries actually spent in 2020? ○ What was the number of publicly funded, full-time equivalent staff in 2020 tagged as directly working on supporting the education of minor BIPs?

	<p>The schools report the number of foreign children enrolled, the Education Authority provides cumulative data on asylum applicants and BIPs. The data are not disaggregated by gender. There is no data on the average enrolment time for asylum seeking children. There is no publicly supported targeted education for BIPs and asylum seekers in Hungary and no state budget allocated to targeted educational measures for minor BIPs.</p>
LANGUAGE LEARNING & SOCIAL ORIENTATION	<ul style="list-style-type: none"> <input type="radio"/> How many asylum seekers and BIPs were enrolled in publicly funded, free host language courses in 2020? <input type="radio"/> How long did it take on average for asylum seekers to be enrolled in publicly funded host language courses in 2020? <input type="radio"/> How many asylum seekers and BIPs have successfully completed publicly funded host language courses or were successfully tested after completing a publicly funded course in 2020? <input type="radio"/> How many asylum seekers and BIPs did complete publicly funded social orientation courses in 2020? <input type="radio"/> What was the size of the public budget specifically tagged for host language learning actually spent in 2020? <input type="radio"/> What was the number of publicly funded, full-time equivalent staff in the last calendar tagged as teaching the host language to beneficiaries? <input type="radio"/> What was the size of the public budget specifically tagged for social orientation of beneficiaries actually spent in 2020? <input type="radio"/> What was the number of publicly funded, full-time equivalent staff in the last calendar year tagged as directly working on social orientation programmes for beneficiaries?
	<p>There are no publicly funded language and social orientation courses for BIPs in Hungary.</p>
BUILDING BRIDGES	<ul style="list-style-type: none"> <input type="radio"/> How many BIPs have received one-to-one socio-cultural mentorship in publicly funded voluntary initiatives in 2020? <input checked="" type="radio"/> How many legal guardians support unaccompanied minors through publicly funded voluntary initiatives in 2020? <input type="radio"/> How many NGOs were there in 2020 that have been founded and run by BIPs? <input type="radio"/> What was the amount of public funding in 2020 that was tagged to support associations working on the socio-cultural and civic participation of BIPs?
	<p>There are no publicly financed one-to-one socio-cultural mentorship programmes. There is no data on the number of legal guardians for unaccompanied minors. There is also no data collection on the number of NGOs run by BIPs but reports show a number of such NGOs.</p>

Italy

- The biggest data gaps are related to the family reunification, citizenship, education, language and social learning and building bridges dimensions. Overall, data is very limited and not disaggregated by protection status. In addition, up-to-date data on budgets is not available for 2020 since the official financial assessment of the national authorities has not been carried out at the time of the research.
- As far as data are collected, they are generally publicly available. Some estimates could be based on several data sources and information gathered through experts.

BASIC FIGURES	<ul style="list-style-type: none"> ● How many beneficiaries of international protection (BIPs) were there in Italy as of 1 January 2021? ● How many asylum seekers in 2020 were identified in an individual evaluation as an applicant with special reception needs? How many of them fall under the different categories (single parents, victims of violence/trafficking, disabled, pregnant women, unaccompanied minors, persons with serious illness/mental disorder)? ● How long did it take on average to reach a final decision for asylum cases delivered 2020? ● What are the different lengths of reception phase for beneficiaries in 2020? <p>Data on the number of BIPs is available but not disaggregated by gender and age in all categories. When it comes to the number of asylum seekers with special needs, estimates are available. There is no up-to-date information about the average and different lengths of the reception phase for beneficiaries.</p>
RESIDENCY	<ul style="list-style-type: none"> ● What was the size of the public budget tagged as legal assistance and legal support for BIPs actually spent in 2020? ● How many BIPs who applied for permanent/long-term residence were accepted in 2020? ● How many unsuccessful applications for permanent/long-term residence from BIPs were rejected in 2020 for the following reasons: residence period/economic resource/housing/health insurance requirement, language/integration assessment and documentation? <p>In the National Programme, only the budget addressed to fund projects or actions are available. Data is not available on the acceptance rate for permanent residence, however, national estimates based on a survey carried out in Lombardy provide partial data. There are no statistics or estimates on the reasons for the refusals.</p>
FAMILY REUNIFICATION	<ul style="list-style-type: none"> ● What was the average duration of family reunification and tracing in the case of procedures finalised in 2020? ● How many BIPs who used a family tracing service in 2020 were able to identify family member(s)? ● How many unsuccessful applications from BIPs were rejected in 2020 for the following reasons: definition of the family, residence period/economic resource/housing/health insurance requirement, language/integration assessment and documentation? ● What was the size of the annual public budget actually spent in 2020 tagged as travel assistance and support for family reunion (e.g. providing DNA test for free)? ● How many BIPs were reunited with their family in 2020? <p>No up-to-date data is available on the average duration of family reunification, use of family tracing, the acceptance rate for family reunification, reasons for rejection and the budget for travel/family assistance.</p>

CITIZENSHIP	<ul style="list-style-type: none"> ● What was the average duration of naturalisation procedures finalised in 2020 for the first generation of adult BIPs? ● How many unsuccessful applications from BIPs were rejected in 2020 for the following reasons: residence period/economic resource/housing/health insurance requirement, language/integration assessment and documentation? ● How many BIPs were naturalised in 2020?
	<p>There are no statistics or estimates on the average duration of the naturalization procedure and reasons for refusals. The number of naturalized BIPs is not available in official statistics but national estimates based on a survey carried out in Lombardy provide partial data.</p>
HOUSING	<ul style="list-style-type: none"> ● What was the size of the public budget specifically tagged for the public (targeted or mainstream) housing of beneficiaries actually spent in 2020? ● How many BIPs used targeted public accommodation in 2020? ● How long on average BIPs use targeted public accommodation (based on numbers in 2020)? ● What was the average amount of publicly provided, in-cash housing support per month per beneficiary after status recognition in 2020? ● How many people were living homeless, informally with friends and family, temporary/long-term public housing, long-term private housing, housing they own?
	<p>Up-to-date information is not available on the budget for the housing market integration of BIPs and in-cash support. The number BIPs using targeted public accommodation is available based on the data from Ministry of Interior. The length of the use of targeted accommodation is mentioned in the decree but the numbers in 2020 is not available. Data on the housing security of BIPs is not available in official statistics but national estimates based on a survey carried out in Lombardy provide partial data.</p>
EMPLOYMENT	<ul style="list-style-type: none"> ● How many asylum seekers and BIPs in working age were legally employed or self-employed in 2020? ● What is the highest, successfully completed level of education of asylum seekers and BIPs in working age? ● What was the size of the public budget specifically tagged for the labour market integration of beneficiaries actually spent in 2020? ● How many BIPs had their skills/qualifications recognised in 2020?
	<p>Data on the number of BIPs in legal and self-employment, their educational attainment level and the acceptance rate for recognition of skills is not available in official statistics, but national estimates based on a survey carried out in Lombardy provide partial data. Up-to-date information is not available on the budget for labour market integration of BIPs.</p>
VOCATIONAL TRAINING	<ul style="list-style-type: none"> ● How many asylum seekers and BIPs were enrolled in or completed mainstream or targeted vocational training or employment-related education in 2020? ● What was the size of the annual public budget actually spent in 2020 specifically tagged for the skills improvement of beneficiaries?
	<p>The data on the enrolment in vocational training is available but not disaggregated. Up-to-date information is not available on the budget for vocational training for BIPs.</p>
HEALTH	<p>What was the size of the annual public budget actually spent in 2020 specifically tagged for health care services for persons seeking or benefiting from international protection?</p>
	<p>Up-to-date information is not available on the budget for the health care services for BIPs.</p>

<p style="writing-mode: vertical-rl; transform: rotate(180deg);">EDUCATION</p>	<ul style="list-style-type: none"> ● How many children and youth (up to 25 years old) seeking or benefiting from international protection were enrolled in education in 2020? ● How long did it take, on average in 2020, for the children of asylum seekers to be enrolled in school? ● How many minor asylum seekers and children and youth under international protection participated in targeted education in 2020? ● What was the size of the public budget specifically tagged for targeted educational measures for minor beneficiaries actually spent in 2020? ● What was the number of publicly funded, full-time equivalent staff in 2020 tagged as directly working on supporting the education of minor BIPs?
	<p>No data is collected on the number of children and youth seeking or benefitting from international protection enrolled in schools. In addition, the average duration of enrolment is known based on estimates. There are no specific data on targeted education, budgets for targeted educational measures and education staff for minor BIPs.</p>
<p style="writing-mode: vertical-rl; transform: rotate(180deg);">LANGUAGE LEARNING & SOCIAL ORIENTATION</p>	<ul style="list-style-type: none"> ● How many asylum seekers and BIPs were enrolled in publicly funded, free host language courses in 2020? ● How long did it take on average for asylum seekers to be enrolled in publicly funded host language courses in 2020? ● How many asylum seekers and BIPs have successfully completed publicly funded host language courses or were successfully tested after completing a publicly funded course in 2020? ● How many asylum seekers and BIPs did complete publicly funded social orientation courses in 2020? ● What was the size of the public budget specifically tagged for host language learning actually spent in 2020? ● What was the number of publicly funded, full-time equivalent staff in the last calendar tagged as teaching the host language to beneficiaries? ● What was the size of the public budget specifically tagged for social orientation of beneficiaries actually spent in 2020? ● What was the number of publicly funded, full-time equivalent staff in the last calendar year tagged as directly working on social orientation programmes for beneficiaries?
	<p>Data is available on the enrolment in publicly funded language courses, but not disaggregated by different protection statutes. The average time between an asylum application and the enrolment in a host language learning programme is not known. Limited data is available on the completion of language courses. No data on completion of publicly funded social orientation course is provided. Budget information for language and social orientation courses is not available. The number of education staff is partially available, while there is no information on social orientation staff.</p>
<p style="writing-mode: vertical-rl; transform: rotate(180deg);">BUILDING BRIDGES</p>	<ul style="list-style-type: none"> ● How many BIPs have received one-to-one socio-cultural mentorship in publicly funded voluntary initiatives in 2020? ● How many legal guardians support unaccompanied minors through publicly funded voluntary initiatives in 2020? ● How many NGOs were there in 2020 that have been founded and run by BIPs? ● What was the amount of public funding in 2020 that was tagged to support associations working on the socio-cultural and civic participation of BIPs?
	<p>Statistics on the exact number of legal guardians throughout the Italian territory are not available but there are some estimates. No data is available on the number of BIPs receiving one-to-one mentorship and the number of NGOs run by BIPs. Up-to-date information is not available on the funding for associations working on socio-cultural participation of BIPs.</p>

Latvia

- Some data is available in all dimensions.
- As far as data are collected, they are generally not publicly available but can be requested from relevant public authorities.

BASIC FIGURES	<ul style="list-style-type: none"> <input checked="" type="radio"/> How many beneficiaries of international protection (BIPs) were there in Latvia as of 1 January 2021? <input checked="" type="radio"/> How many asylum seekers in 2020 were identified in an individual evaluation as an applicant with special reception needs? How many of them fall under the different categories (single parents, victims of violence/trafficking, disabled, pregnant women, unaccompanied minors, persons with serious illness/mental disorder)? <input checked="" type="radio"/> How long did it take on average to reach a final decision for asylum cases delivered 2020? <input checked="" type="radio"/> What are the different lengths of reception phase for beneficiaries in 2020? <p>Data is available on the number of BIPs, however, the population register does not collect information on beneficiaries who were resettled separately and the Ministry of Interior collects data only in two age groups. Regarding asylum seekers with special needs, the ministry indicated that any information on special reception needs is registered in the person's file and that it is impossible to gather the data from the system for statistical purposes. The average length of the reception phase is available. However, different lengths of the reception phase is partially available since the Office of Citizenship and Migration Affairs does not collect information on decisions that took longer than six months.</p>
RESIDENCY	<ul style="list-style-type: none"> <input checked="" type="radio"/> What was the size of the public budget tagged as legal assistance and legal support for BIPs actually spent in 2020? <input checked="" type="radio"/> How many BIPs who applied for permanent/long-term residence were accepted in 2020? <input type="radio"/> How many unsuccessful applications for permanent/long-term residence from BIPs were rejected in 2020 for the following reasons: residence period/economic resource/housing/health insurance requirement, language/integration assessment and documentation? <p>Data on the public budget for legal assistance and support and the acceptance rate is available. Since there was no application in 2020, data on reasons for rejection is not available.</p>
FAMILY REUNIFICATION	<ul style="list-style-type: none"> <input checked="" type="radio"/> What was the average duration of family reunification and tracing in the case of procedures finalised in 2020? <input type="radio"/> How many BIPs who used a family tracing service in 2020 were able to identify family member(s)? <input checked="" type="radio"/> How many unsuccessful applications from BIPs were rejected in 2020 for the following reasons: definition of the family, residence period/economic resource/housing/health insurance requirement, language/integration assessment and documentation? <input type="radio"/> What was the size of the annual public budget actually spent in 2020 tagged as travel assistance and support for family reunion (e.g. providing DNA test for free)? <input checked="" type="radio"/> How many BIPs were reunited with their family in 2020? <p>The average duration of the family reunification procedure and the acceptance rate are available, while there was no family tracing request in 2020. Reasons for rejection is not provided. Since costs associated with family reunification procedure are not covered by the state budget, there is no data on that.</p>
CITIZENSHIP	<ul style="list-style-type: none"> <input checked="" type="radio"/> What was the average duration of naturalisation procedures finalised in 2020 for the first generation of adult BIPs?

	<ul style="list-style-type: none"> ● How many unsuccessful applications from BIPs were rejected in 2020 for the following reasons: residence period/economic resource/housing/health insurance requirement, language/integration assessment and documentation? ● How many BIPs were naturalised in 2020?
	Data is available for the average duration of the naturalization procedure and the acceptance rate. There is no data on the reasons for rejection.
HOUSING	<ul style="list-style-type: none"> ● What was the size of the public budget specifically tagged for the public (targeted or mainstream) housing of beneficiaries actually spent in 2020? ○ How many BIPs used targeted public accommodation in 2020? ○ How long on average BIPs use targeted public accommodation (based on numbers in 2020)? ○ What was the average amount of publicly provided, in-cash housing support per month per beneficiary after status recognition in 2020? ● How many people were living homeless, informally with friends and family, temporary/long-term public housing, long-term private housing, housing they own?
	There is no data available on dedicated budgets for housing, as this is included in an emergency budget. There are no targeted public accommodation services in Latvia. Information is not available on the housing security of BIPs.
EMPLOYMENT	<ul style="list-style-type: none"> ● How many asylum seekers and BIPs in working age were legally employed or self-employed in 2020? ● What is the highest, successfully completed level of education of asylum seekers and BIPs in working age? ● What was the size of the public budget specifically tagged for the labour market integration of beneficiaries actually spent in 2020? ○ How many BIPs had their skills/qualifications recognised in 2020?
	Data is only available for individuals who have been able to find a job through the State Employment Agency or whose unemployed status has expired. The State Employment Agency does not collect data on education completed in the host country. The total budget for employment and vocational training is available. There was no application for the recognition of skills in 2020.
VOCATIONAL TRAINING	<ul style="list-style-type: none"> ● How many asylum seekers and BIPs were enrolled in or completed mainstream or targeted vocational training or employment-related education in 2020? ● What was the size of the annual public budget actually spent in 2020 specifically tagged for the skills improvement of beneficiaries?
	Data is only available for individuals registered with the State Employment Agency. The total budget for employment and vocational training is available.
HEALTH	<ul style="list-style-type: none"> ● What was the size of the annual public budget actually spent in 2020 specifically tagged for health care services for persons seeking or benefiting from international protection?
	The data on the state budget for health care services for BIPs is available.

EDUCATION	<ul style="list-style-type: none"> ● How many children and youth (up to 25 years old) seeking or benefiting from international protection were enrolled in education in 2020? ● How long did it take, on average in 2020, for the children of asylum seekers to be enrolled in school? ● How many minor asylum seekers and children and youth under international protection participated in targeted education in 2020? ● What was the size of the public budget specifically tagged for targeted educational measures for minor beneficiaries actually spent in 2020? ● What was the number of publicly funded, full-time equivalent staff in 2020 tagged as directly working on supporting the education of minor BIPs? <p>Data is available on the enrolment in education of refugee children and youth, but not for all categories. Estimates on the average time between an asylum application and enrolment of children in educational programmes are provided by the Ministry of Education and Science. The data on participation in targeted education is only available for asylum seekers. The total public funds that were spent on minors in 2020 is available. The Ministry of Education provides the number of education staff for minor BIPs.</p>
LANGUAGE LEARNING & SOCIAL ORIENTATION	<ul style="list-style-type: none"> ● How many asylum seekers and BIPs were enrolled in publicly funded, free host language courses in 2020? ● How long did it take on average for asylum seekers to be enrolled in publicly funded host language courses in 2020? ● How many asylum seekers and BIPs have successfully completed publicly funded host language courses or were successfully tested after completing a publicly funded course in 2020? ● How many asylum seekers and BIPs did complete publicly funded social orientation courses in 2020? ● What was the size of the public budget specifically tagged for host language learning actually spent in 2020? ○ What was the number of publicly funded, full-time equivalent staff in the last calendar tagged as teaching the host language to beneficiaries? ● What was the size of the public budget specifically tagged for social orientation of beneficiaries actually spent in 2020? ● What was the number of publicly funded, full-time equivalent staff in the last calendar year tagged as directly working on social orientation programmes for beneficiaries? <p>Data is available on the number of enrolments in publicly funded language courses; however, no data is provided on the number of asylum seekers and beneficiaries who were not enrolled in any course. The average time for enrolment in publicly funded language course is available but the ministry is not able to provide up-to-date data. Completion of host language course data is available; however, the ministry does not require to split the different target groups in statistics on completion of social orientation courses. The available budget includes asylum seekers, as the responsible Ministry of Culture does not require recipients to indicate their legal status and refers only to the first half of 2020. Since the number of asylum seekers and beneficiaries in the country is small, there are no full-time dedicated language teachers for asylum seekers and beneficiaries. The total funding spent in 2020 for social orientation and integration courses for asylum seekers and other BIPs is available; but there is no separation between asylum seekers and other BIPs when reporting the use of funds. The Society Integration Foundation provides the number of social orientation staff.</p>

BUILDING BRIDGES	<ul style="list-style-type: none"> ● How many BIPs have received one-to-one socio-cultural mentorship in publicly funded voluntary initiatives in 2020? ● How many legal guardians support unaccompanied minors through publicly funded voluntary initiatives in 2020? ● How many NGOs were there in 2020 that have been founded and run by BIPs? ● What was the amount of public funding in 2020 that was tagged to support associations working on the socio-cultural and civic participation of BIPs?
	<p>The Society Integration Foundation provides the number of BIPs who received one-to-one mentorship. The number of legal guardians has not been provided by the time of data collection. Project-based funding for projects on socio-cultural participation of BIPs is available but only for the first part of 2020. There was no NGO run by BIPs in 2020.</p>

Lithuania

- The biggest data gaps are related to the family reunification, citizenship, housing, education, language and social learning and building bridges dimensions.
- As far as data are collected, they are generally provided by relevant public authorities upon request.

BASIC FIGURES	<ul style="list-style-type: none"> <input type="radio"/> How many beneficiaries of international protection (BIPs) were there in Lithuania as of 1 January 2021? <input type="radio"/> How many asylum seekers in 2020 were identified in an individual evaluation as an applicant with special reception needs? How many of them fall under the different categories (single parents, victims of violence/trafficking, disabled, pregnant women, unaccompanied minors, persons with serious illness/mental disorder)? <input type="radio"/> How long did it take on average to reach a final decision for asylum cases delivered 2020? <input type="radio"/> What are the different lengths of reception phase for beneficiaries in 2020?
	<p>The number of BIPs in Lithuania is available (but there are no official data regarding the number of persons who are under humanitarian protection). Statistical data on the number of asylum seekers with special needs are not collected. Legal information on the average length of the reception phase is available but how it works in practice is not clear. The migration department did not indicate the average length of the asylum procedure.</p>
RESIDENCY	<ul style="list-style-type: none"> <input type="radio"/> What was the size of the public budget tagged as legal assistance and legal support for BIPs actually spent in 2020? <input type="radio"/> How many BIPs who applied for permanent/long-term residence were accepted in 2020? <input type="radio"/> How many unsuccessful applications for permanent/long-term residence from BIPs were rejected in 2020 for the following reasons: residence period/economic resource/housing/health insurance requirement, language/integration assessment and documentation?
	<p>The Ministry of Social Security and Labour provided only the total amount spent for legal assistance and legal support for BIPs. The data on the acceptance rate for permanent/long term residence is provided but not distinguished according to the status of BIPs. Data is not collected on the reasons for rejection.</p>
FAMILY REUNIFICATION	<ul style="list-style-type: none"> <input type="radio"/> What was the average duration of family reunification and tracing in the case of procedures finalised in 2020? <input type="radio"/> How many BIPs who used a family tracing service in 2020 were able to identify family member(s)? <input type="radio"/> How many unsuccessful applications from BIPs were rejected in 2020 for the following reasons: definition of the family, residence period/economic resource/housing/health insurance requirement, language/integration assessment and documentation? <input type="radio"/> What was the size of the annual public budget actually spent in 2020 tagged as travel assistance and support for family reunion (e.g. providing DNA test for free)? <input type="radio"/> How many BIPs were reunited with their family in 2020?
	<p>No data is collected and/or provided concerning these indicators.</p>

CITIZENSHIP	<ul style="list-style-type: none"> ● What was the average duration of naturalisation procedures finalised in 2020 for the first generation of adult BIPs? ● How many unsuccessful applications from BIPs were rejected in 2020 for the following reasons: residence period/economic resource/housing/health insurance requirement, language/integration assessment and documentation? ● How many BIPs were naturalised in 2020?
	No data is collected and/or provided concerning these indicators.
HOUSING	<ul style="list-style-type: none"> ● What was the size of the public budget specifically tagged for the public (targeted or mainstream) housing of beneficiaries actually spent in 2020? ● How many BIPs used targeted public accommodation in 2020? ● How long on average BIPs use targeted public accommodation (based on numbers in 2020)? ● What was the average amount of publicly provided, in-cash housing support per month per beneficiary after status recognition in 2020? ● How many people were living homeless, informally with friends and family, temporary/long-term public housing, long-term private housing, housing they own?
	The Ministry of Social Security and Labour provides only the total amount spent for the housing of BIPs. No data is collected on the number of BIPs using targeted public accommodation, the length of the use of targeted public accommodation and on housing security of BIPs. There are no targeted in-cash housing benefits; however, BIPs are able to receive social support for the lease of a dwelling.
EMPLOYMENT	<ul style="list-style-type: none"> ● How many asylum seekers and BIPs in working age were legally employed or self-employed in 2020? ● What is the highest, successfully completed level of education of asylum seekers and BIPs in working age? ● What was the size of the public budget specifically tagged for the labour market integration of beneficiaries actually spent in 2020? ● How many BIPs had their skills/qualifications recognised in 2020?
	Official data is not collected on the number of BIPs in employment, but according to data provided in the Migration Yearbook 2020, the number of employed foreigners who participated in the integration programmes by the Red Cross and Caritas is available. Data is not collected on the educational attainment level of BIPs in employment and the acceptance rate for the recognition of skills. Only the total amount spent on labour market integration of BIPs is provided.
VOCATIONAL TRAINING	<ul style="list-style-type: none"> ● How many asylum seekers and BIPs were enrolled in or completed mainstream or targeted vocational training or employment-related education in 2020? ○ What was the size of the annual public budget actually spent in 2020 specifically tagged for the skills improvement of beneficiaries?
	Data is not collected on the number of BIPs enrolled in vocational training. There is no targeted budget for the vocational training of BIPs.
HEALTH	<ul style="list-style-type: none"> ● What was the size of the annual public budget actually spent in 2020 specifically tagged for health care services for persons seeking or benefiting from international protection?
	Only the total amount spent for health care services of BIPs is provided.
EDUCATION	<ul style="list-style-type: none"> ● How many children and youth (up to 25 years old) seeking or benefiting from international protection were enrolled in education in 2020? ● How long did it take, on average in 2020, for the children of asylum seekers to be enrolled in school? ● How many minor asylum seekers and children and youth under international protection participated in targeted education in 2020?

	<ul style="list-style-type: none"> ● What was the size of the public budget specifically tagged for targeted educational measures for minor beneficiaries actually spent in 2020? ● What was the number of publicly funded, full-time equivalent staff in 2020 tagged as directly working on supporting the education of minor BIPs? <p>Only the total amount spent on various educational measures is provided. Data is not collected on other indicators about education of BIPs.</p>
LANGUAGE LEARNING & SOCIAL ORIENTATION	<ul style="list-style-type: none"> ● How many asylum seekers and BIPs were enrolled in publicly funded, free host language courses in 2020? ● How long did it take on average for asylum seekers to be enrolled in publicly funded host language courses in 2020? ● How many asylum seekers and BIPs have successfully completed publicly funded host language courses or were successfully tested after completing a publicly funded course in 2020? ● How many asylum seekers and BIPs did complete publicly funded social orientation courses in 2020? ● What was the size of the public budget specifically tagged for host language learning actually spent in 2020? ● What was the number of publicly funded, full-time equivalent staff in the last calendar tagged as teaching the host language to beneficiaries? ● What was the size of the public budget specifically tagged for social orientation of beneficiaries actually spent in 2020? ● What was the number of publicly funded, full-time equivalent staff in the last calendar year tagged as directly working on social orientation programmes for beneficiaries? <p>Overall enrolment in publicly funded free host language courses through integration programmes run by the Red Cross and Caritas is available. Partial data is available on the average enrolment time and the completion of host language courses, while no data is collected on the completion of social orientation courses. The Ministry of Social Security and Labour provides information on the total amount spent for host language learning of both BIPs and asylum seekers and the number of educational staff. No data is provided on the budget for social orientation courses and the number of social orientation staff.</p>
BUILDING BRIDGES	<ul style="list-style-type: none"> ● How many BIPs have received one-to-one socio-cultural mentorship in publicly funded voluntary initiatives in 2020? ● How many legal guardians support unaccompanied minors through publicly funded voluntary initiatives in 2020? ● How many NGOs were there in 2020 that have been founded and run by BIPs? ● What was the amount of public funding in 2020 that was tagged to support associations working on the socio-cultural and civic participation of BIPs? <p>Data is not collected on the number of BIPs receiving one-to-one mentorship, the number of legal guardians and the number of NGOs run by BIPs. Funding for associations working on the socio-cultural participation of BIPs is available.</p>

Netherlands

- The biggest data gaps are related to basic figures and the residency, housing, employment, vocational and language and social learning dimensions. Overall, the data is not disaggregated by protection status.
- As far as data are collected, they are generally publicly available, and some information can be gathered through experts.

BASIC FIGURES	<ul style="list-style-type: none"> ● How many beneficiaries of international protection (BIPs) were there in the Netherlands as of 1 January 2021? ● How many asylum seekers in 2020 were identified in an individual evaluation as an applicant with special reception needs? How many of them fall under the different categories (single parents, victims of violence/trafficking, disabled, pregnant women, unaccompanied minors, persons with serious illness/mental disorder)? ● How long did it take on average to reach a final decision for asylum cases delivered 2020? ● What are the different lengths of reception phase for beneficiaries in 2020? <p>The number of BIPs and asylum seekers with special needs and the average length of the reception phase are available for 2019 but were not updated in 2020 at the time of the research. Different lengths of the reception phase was provided by experts.</p>
RESIDENCY	<ul style="list-style-type: none"> ○ What was the size of the public budget tagged as legal assistance and legal support for BIPs actually spent in 2020? ● How many BIPs who applied for permanent/long-term residence were accepted in 2020? ● How many unsuccessful applications for permanent/long-term residence from BIPs were rejected in 2020 for the following reasons: residence period/economic resource/housing/health insurance requirement, language/integration assessment and documentation? <p>The right to legal aid depends on income, not residency type in the Netherlands. No information is available on the acceptance rate and reasons for rejection of permanent residence.</p>
FAMILY REUNIFICATION	<ul style="list-style-type: none"> ● What was the average duration of family reunification and tracing in the case of procedures finalised in 2020? ● How many BIPs who used a family tracing service in 2020 were able to identify family member(s)? ● How many unsuccessful applications from BIPs were rejected in 2020 for the following reasons: definition of the family, residence period/economic resource/housing/health insurance requirement, language/integration assessment and documentation? ○ What was the size of the annual public budget actually spent in 2020 tagged as travel assistance and support for family reunion (e.g. providing DNA test for free)? ● How many BIPs were reunited with their family in 2020? <p>The average duration of the family reunification process is publicly available. The Red Cross provides data on the use of family tracing but it is not disaggregated by protection status. No data is available on the reasons for rejection. A travel/family assistance budget does not exist. The acceptance rate for family reunification is available but not disaggregated by protection status.</p>

CITIZENSHIP	<ul style="list-style-type: none"> ● What was the average duration of naturalisation procedures finalised in 2020 for the first generation of adult BIPs? ● How many unsuccessful applications from BIPs were rejected in 2020 for the following reasons: residence period/economic resource/housing/health insurance requirement, language/integration assessment and documentation? ● How many BIPs were naturalised in 2020?
	<p>The average duration of the naturalization procedure is available but not disaggregated by protection status. Data on the reasons for rejection is not available. The acceptance rate for citizenship is available but not disaggregated by protection status.</p>
HOUSING	<ul style="list-style-type: none"> ● What was the size of the public budget specifically tagged for the public (targeted or mainstream) housing of beneficiaries actually spent in 2020? ● How many BIPs used targeted public accommodation in 2020? ● How long on average BIPs use targeted public accommodation (based on numbers in 2020)? ● What was the average amount of publicly provided, in-cash housing support per month per beneficiary after status recognition in 2020? ● How many people were living homeless, informally with friends and family, temporary/long-term public housing, long-term private housing, housing they own?
	<p>The data on the budget for housing market integration of BIPs is available. No data is available on the number of BIPs using public accommodation, length of the use of the public accommodation, targeted in-cash housing support and housing security of BIPs.</p>
EMPLOYMENT	<ul style="list-style-type: none"> ● How many asylum seekers and BIPs in working age were legally employed or self-employed in 2020? ● What is the highest, successfully completed level of education of asylum seekers and BIPs in working age? ● What was the size of the public budget specifically tagged for the labour market integration of beneficiaries actually spent in 2020? ● How many BIPs had their skills/qualifications recognised in 2020?
	<p>Data on the number of legal employment and self-employment and educational attainment level are not available. The acceptance rate for recognition of skills is also not provided for 2020. It is not clear how much is reserved and spent for labour market integration of BIPs.</p>
VOCATIONAL TRAINING	<ul style="list-style-type: none"> ● How many asylum seekers and BIPs were enrolled in or completed mainstream or targeted vocational training or employment-related education in 2020? ● What was the size of the annual public budget actually spent in 2020 specifically tagged for the skills improvement of beneficiaries?
	<p>No data is available and/or provided concerning these indicators.</p>
HEALTH	<ul style="list-style-type: none"> ● What was the size of the annual public budget actually spent in 2020 specifically tagged for health care services for persons seeking or benefiting from international protection?
	<p>The size of the annual budget for healthcare services for asylum seekers is available while it is not possible to identify the budget used for BIPs.</p>

EDUCATION	<ul style="list-style-type: none"> ● How many children and youth (up to 25 years old) seeking or benefiting from international protection were enrolled in education in 2020? ● How long did it take, on average in 2020, for the children of asylum seekers to be enrolled in school? ● How many minor asylum seekers and children and youth under international protection participated in targeted education in 2020? ● What was the size of the public budget specifically tagged for targeted educational measures for minor beneficiaries actually spent in 2020? ● What was the number of publicly funded, full-time equivalent staff in 2020 tagged as directly working on supporting the education of minor BIPs?
	<p>Data is available only for the number of BIPs enrolled in schools and is not disaggregated by gender, protection status and educational level. A publicly available report shows the average enrolment time. There is no data on the participation in targeted education and the number of educational staff for minor BIPs. Partial data is available on the size of the public budget for targeted educational measures.</p>
LANGUAGE LEARNING & SOCIAL ORIENTATION	<ul style="list-style-type: none"> ● How many asylum seekers and BIPs were enrolled in publicly funded, free host language courses in 2020? ● How long did it take on average for asylum seekers to be enrolled in publicly funded host language courses in 2020? ● How many asylum seekers and BIPs have successfully completed publicly funded host language courses or were successfully tested after completing a publicly funded course in 2020? ● How many asylum seekers and BIPs did complete publicly funded social orientation courses in 2020? ● What was the size of the public budget specifically tagged for host language learning actually spent in 2020? ● What was the number of publicly funded, full-time equivalent staff in the last calendar tagged as teaching the host language to beneficiaries? ● What was the size of the public budget specifically tagged for social orientation of beneficiaries actually spent in 2020? ● What was the number of publicly funded, full-time equivalent staff in the last calendar year tagged as directly working on social orientation programmes for beneficiaries?
	<p>Data is available only for BIPs who still need to complete the integration programme. There is no concrete data on the average enrolment time in language courses. Concerning completion of language and social orientation courses, limited data is available for 2019 but was not updated for 2020 at the time of the research. The budget for language and social orientation courses is covered by the integration budget for all migrants. No data is available on the number of language and social orientation staff.</p>
BUILDING BRIDGES	<ul style="list-style-type: none"> ● How many BIPs have received one-to-one socio-cultural mentorship in publicly funded voluntary initiatives in 2020? ● How many legal guardians support unaccompanied minors through publicly funded voluntary initiatives in 2020? ● How many NGOs were there in 2020 that have been founded and run by BIPs? ● What was the amount of public funding in 2020 that was tagged to support associations working on the socio-cultural and civic participation of BIPs?
	<p>There is no data on the number of BIPs receiving one-to-one mentorship and NGOs run by BIPs. The number of legal guardians is available but not disaggregated by protection status.</p>

Poland

- The biggest data gaps are related to the family reunification and employment dimensions. Overall, data on budgets is often not available.
- As far as data are available, they can generally be requested from relevant authorities and the analysis was based on official responses, along with desk research and expert interviews.

BASIC FIGURES	<ul style="list-style-type: none"> ● How many beneficiaries of international protection (BIPs) were there in Poland as of 1 January 2021? ● How many asylum seekers in 2020 were identified in an individual evaluation as an applicant with special reception needs? How many of them fall under the different categories (single parents, victims of violence/trafficking, disabled, pregnant women, unaccompanied minors, persons with serious illness/mental disorder)? ● How long did it take on average to reach a final decision for asylum cases delivered 2020? ● What are the different lengths of reception phase for beneficiaries in 2020?
	<p>The number of BIPs is available (referring to 31 December 2020). However, Office for Foreigners statistics do not indicate the duration of stay or the type of locality for the residing population of persons under protection. The office does not provide a division by type of locality (urban, rural, mixed) in the analysis of the data. The number of asylum seekers with special needs is available for some categories, while statistical information on persons subjected to torture, rape, other forms of psychological, physical or sexual violence, pregnant women and victims of trafficking is not collected by the Department of Social Assistance of the Office for Foreigners. The average duration and different lengths of the reception phase were provided by the relevant authority.</p>
RESIDENCY	<ul style="list-style-type: none"> ○ What was the size of the public budget tagged as legal assistance and legal support for BIPs actually spent in 2020? ● How many BIPs who applied for permanent/long-term residence were accepted in 2020? ● How many unsuccessful applications for permanent/long-term residence from BIPs were rejected in 2020 for the following reasons: residence period/economic resource/housing/health insurance requirement, language/integration assessment and documentation?
	<p>Free legal aid financed by the state is guaranteed in the procedure for granting international protection and as part of an individual integration programme. No state funded legal aid is guaranteed after the end of international protection. Partial data is available on the acceptance rate for permanent residence. Data is not collected on the reasons for rejection.</p>
FAMILY REUNIFICATION	<ul style="list-style-type: none"> ● What was the average duration of family reunification and tracing in the case of procedures finalised in 2020? ● How many BIPs who used a family tracing service in 2020 were able to identify family member(s)? ● How many unsuccessful applications from BIPs were rejected in 2020 for the following reasons: definition of the family, residence period/economic resource/housing/health insurance requirement, language/integration assessment and documentation? ● What was the size of the annual public budget actually spent in 2020 tagged as travel assistance and support for family reunion (e.g. providing DNA test for free)? ● How many BIPs were reunited with their family in 2020?
	<p>The Office for Foreigners cannot generate data on the average duration of family reunification. No data is collected on the use of family tracing. Data is available only for the number of rejected applications without identifying rejection reasons. Data is not available on the size of the annual</p>

	budget for travel/family assistance. The acceptance rate for family reunification is provided by relevant authority.
CITIZENSHIP	<ul style="list-style-type: none"> ● What was the average duration of naturalisation procedures finalised in 2020 for the first generation of adult BIPs? ● How many unsuccessful applications from BIPs were rejected in 2020 for the following reasons: residence period/economic resource/housing/health insurance requirement, language/integration assessment and documentation? ● How many BIPs were naturalised in 2020?
	The data on the average duration of the naturalization procedure is available but it is not possible to calculate the differences in duration of the procedure by the status of applicants since Polish citizenship law does not specify the legal status. Data is provided on the reasons for rejection and the acceptance rate.
HOUSING	<ul style="list-style-type: none"> ○ What was the size of the public budget specifically tagged for the public (targeted or mainstream) housing of beneficiaries actually spent in 2020? ○ How many BIPs used targeted public accommodation in 2020? ○ How long on average BIPs use targeted public accommodation (based on numbers in 2020)? ● What was the average amount of publicly provided, in-cash housing support per month per beneficiary after status recognition in 2020? ● How many people were living homeless, informally with friends and family, temporary/long-term public housing, long-term private housing, housing they own?
	No data is available on the budget for housing since central administration authorities do not provide any targeted housing support that is dedicated specifically to BIPs. There is no targeted public accommodation offered to BIPs. Data is available on the average amount of targeted in-cash housing support, while there is no information available on the housing security of BIPs.
EMPLOYMENT	<ul style="list-style-type: none"> ● How many asylum seekers and BIPs in working age were legally employed or self-employed in 2020? ● What is the highest, successfully completed level of education of asylum seekers and BIPs in working age? ● What was the size of the public budget specifically tagged for the labour market integration of beneficiaries actually spent in 2020? ● How many BIPs had their skills/qualifications recognised in 2020?
	The Office for Foreigners does not track the actual employment and self-employment of BIPs. The Office for Foreigners does not have aggregated data on the educational attainment level of asylum seekers and beneficiaries of international protection. It is not possible to assess the amount of money spent from AMIF on beneficiaries of international protection because the projects cover more categories of immigrants. The Ministry of Research and Higher Education does not gather data on the acceptance rate for the recognition of skills.
VOCATIONAL TRAINING	<ul style="list-style-type: none"> ● How many asylum seekers and BIPs were enrolled in or completed mainstream or targeted vocational training or employment-related education in 2020? ● What was the size of the annual public budget actually spent in 2020 specifically tagged for the skills improvement of beneficiaries?
	The Ministry of Education and Science was able to provide only partial data on the number of BIPs enrolled in vocational training. The Ministry of Family and Social Policy has not shared data on the size of the annual budget for vocational training.

HEALTH	<ul style="list-style-type: none"> ● What was the size of the annual public budget actually spent in 2020 specifically tagged for health care services for persons seeking or benefiting from international protection? <p>The budget for asylum seekers is available. However, there is no separate public healthcare budget dedicated to BIPs (all forms of protection) as they have the same entitlements as nationals.</p>
EDUCATION	<ul style="list-style-type: none"> ● How many children and youth (up to 25 years old) seeking or benefiting from international protection were enrolled in education in 2020? ● How long did it take, on average in 2020, for the children of asylum seekers to be enrolled in school? ● How many minor asylum seekers and children and youth under international protection participated in targeted education in 2020? ● What was the size of the public budget specifically tagged for targeted educational measures for minor beneficiaries actually spent in 2020? ● What was the number of publicly funded, full-time equivalent staff in 2020 tagged as directly working on supporting the education of minor BIPs? <p>Partial data is available on the enrolment in education of refugee children and youth and participation in targeted education. There are inconsistencies in data gathered from the System of Educational Information and the Office for Foreigners. The ministry does not collect data on the average enrolment time. Concerning the budgets for targeted educational measures, official replies provided the amount allocated by the Ministry of Education and Science to NGOs which implement educational initiatives in a school multicultural environment. There is no information available on teachers working with BIPs and children seeking asylum.</p>
LANGUAGE LEARNING & SOCIAL ORIENTATION	<ul style="list-style-type: none"> ● How many asylum seekers and BIPs were enrolled in publicly funded, free host language courses in 2020? ● How long did it take on average for asylum seekers to be enrolled in publicly funded host language courses in 2020? ○ How many asylum seekers and BIPs have successfully completed publicly funded host language courses or were successfully tested after completing a publicly funded course in 2020? ○ How many asylum seekers and BIPs did complete publicly funded social orientation courses in 2020? ● What was the size of the public budget specifically tagged for host language learning actually spent in 2020? ● What was the number of publicly funded, full-time equivalent staff in the last calendar tagged as teaching the host language to beneficiaries? ● What was the size of the public budget specifically tagged for social orientation of beneficiaries actually spent in 2020? ○ What was the number of publicly funded, full-time equivalent staff in the last calendar year tagged as directly working on social orientation programmes for beneficiaries? <p>Data on the enrolment in language courses is available only for asylum seekers. The Office for Foreigners does not gather data on the average enrolment time. There is no curriculum of host language courses that would allow estimates on completion of language courses. There are no institutionalised social orientation courses in the Polish system. Concrete data is not available on the budget for language courses (apart from data on allowances within individual integration programmes paid for the purpose of, among others, enrolment in a language course) and social orientation courses. The number of educational staff is available only for asylum seekers. It is impossible to estimate the number of social orientation staff working with BIPs because social orientation is provided in the framework of general social work in the form of individual integration programmes.</p>
BUILDING	<ul style="list-style-type: none"> ● How many BIPs have received one-to-one socio-cultural mentorship in publicly funded voluntary initiatives in 2020?

	<ul style="list-style-type: none"> ● How many legal guardians support unaccompanied minors through publicly funded voluntary initiatives in 2020? ● How many NGOs were there in 2020 that have been founded and run by BIPs? ● What was the amount of public funding in 2020 that was tagged to support associations working on the socio-cultural and civic participation of BIPs?
	<p>Although data on the number of BIPs receiving one-to-one mentorship was provided in 2019, the relevant authority did not provide updated data for 2020. The number of guardians is not being officially tracked. The number of organisations that include BIPs among founding or current members is available based on the efforts of the researchers. Organisations working on the socio-cultural participation of beneficiaries of international protection are obtaining no core funding. The only funding available to them is project-based funding.</p>

Romania

- The biggest data gaps are related to the residency, family reunification, employment, education, language and social learning and building bridges dimensions. Overall, existing data is not disaggregated by protection status.
- As far as data are available, they can generally be requested from relevant authorities.

BASIC FIGURES	<ul style="list-style-type: none"> ● How many beneficiaries of international protection (BIPs) were there in Romania as of 1 January 2021? ● How many asylum seekers in 2020 were identified in an individual evaluation as an applicant with special reception needs? How many of them fall under the different categories (single parents, victims of violence/trafficking, disabled, pregnant women, unaccompanied minors, persons with serious illness/mental disorder)? ● How long did it take on average to reach a final decision for asylum cases delivered 2020? ● What are the different lengths of reception phase for beneficiaries in 2020?
	<p>Partial data on the number of BIPs is provided by the General Immigration Inspectorate. Data on the number of asylum seekers with special needs is provided but data about persons with serious illness is not collected. Only estimates on the average length of the reception phase, not concrete data, are provided, while the General Immigration Inspectorate did not provide data on different lengths of the reception phase.</p>
RESIDENCY	<ul style="list-style-type: none"> ● What was the size of the public budget tagged as legal assistance and legal support for BIPs actually spent in 2020? ● How many BIPs who applied for permanent/long-term residence were accepted in 2020? ● How many unsuccessful applications for permanent/long-term residence from BIPs were rejected in 2020 for the following reasons: residence period/economic resource/housing/health insurance requirement, language/integration assessment and documentation?
	<p>Data is not collected on the budget for legal assistance and support as well as reasons for rejection of permanent residence. On the other hand, some data is available on the acceptance rate for permanent residence but not for all categories.</p>
FAMILY REUNIFICATION	<ul style="list-style-type: none"> ● What was the average duration of family reunification and tracing in the case of procedures finalised in 2020? ● How many BIPs who used a family tracing service in 2020 were able to identify family member(s)? ● How many unsuccessful applications from BIPs were rejected in 2020 for the following reasons: definition of the family, residence period/economic resource/housing/health insurance requirement, language/integration assessment and documentation? ● What was the size of the annual public budget actually spent in 2020 tagged as travel assistance and support for family reunion (e.g. providing DNA test for free)? ● How many BIPs were reunited with their family in 2020?
	<p>Data is not available on the average duration of family reunification procedures, use of family tracing, reasons for rejection and travel/family assistance budgets. The General Immigration Inspectorate provided only the total number of applications for all types of beneficiaries.</p>

CITIZENSHIP	<ul style="list-style-type: none"> ● What was the average duration of naturalisation procedures finalised in 2020 for the first generation of adult BIPs? ● How many unsuccessful applications from BIPs were rejected in 2020 for the following reasons: residence period/economic resource/housing/health insurance requirement, language/integration assessment and documentation? ● How many BIPs were naturalised in 2020?
	<p>The average duration of the naturalisation procedure and the acceptance rate are only available for recognised refugees. The authority does not collect data on other types of international protection. No data is provided on the reasons for rejection.</p>
HOUSING	<ul style="list-style-type: none"> ● What was the size of the public budget specifically tagged for the public (targeted or mainstream) housing of beneficiaries actually spent in 2020? ● How many BIPs used targeted public accommodation in 2020? ● How long on average BIPs use targeted public accommodation (based on numbers in 2020)? ● What was the average amount of publicly provided, in-cash housing support per month per beneficiary after status recognition in 2020? ● How many people were living homeless, informally with friends and family, temporary/long-term public housing, long-term private housing, housing they own?
	<p>Only the total AMIF budget is available for housing and targeted in-cash housing support. The number of BIPs using targeted accommodation is available but not disaggregated by type of protection. No information is provided on the length of the use of public accommodation and housing security of BIPs.</p>
EMPLOYMENT	<ul style="list-style-type: none"> ● How many asylum seekers and BIPs in working age were legally employed or self-employed in 2020? ● What is the highest, successfully completed level of education of asylum seekers and BIPs in working age? ● What was the size of the public budget specifically tagged for the labour market integration of beneficiaries actually spent in 2020? ● How many BIPs had their skills/qualifications recognised in 2020?
	<p>The number of legally employed BIPs is available but the data is not disaggregated by type of protection. No information is provided on the educational attainment level, the budget for labour market integration of BIPs and the acceptance rate for recognition of skills.</p>
VOCATIONAL TRAINING	<ul style="list-style-type: none"> ● How many asylum seekers and BIPs were enrolled in or completed mainstream or targeted vocational training or employment-related education in 2020? ● What was the size of the annual public budget actually spent in 2020 specifically tagged for the skills improvement of beneficiaries?
	<p>The number of BIPs enrolled in vocational training is available but the data is not disaggregated by type of protection. No information is available on the budget for vocational training of BIPs.</p>
HEALTH	<ul style="list-style-type: none"> ● What was the size of the annual public budget actually spent in 2020 specifically tagged for health care services for persons seeking or benefiting from international protection?
	<p>Data is not available on the budget for health care services for BIPs.</p>

EDUCATION	<ul style="list-style-type: none"> ● How many children and youth (up to 25 years old) seeking or benefiting from international protection were enrolled in education in 2020? ● How long did it take, on average in 2020, for the children of asylum seekers to be enrolled in school? ● How many minor asylum seekers and children and youth under international protection participated in targeted education in 2020? ● What was the size of the public budget specifically tagged for targeted educational measures for minor beneficiaries actually spent in 2020? ● What was the number of publicly funded, full-time equivalent staff in 2020 tagged as directly working on supporting the education of minor BIPs?
	<p>Data is not collected on the enrolment in education of refugee children and youth, the average enrolment time, participation in targeted education and education staff for minor BIPs. Budget data is only available for language courses.</p>
LANGUAGE LEARNING & SOCIAL ORIENTATION	<ul style="list-style-type: none"> ● How many asylum seekers and BIPs were enrolled in publicly funded, free host language courses in 2020? ● How long did it take on average for asylum seekers to be enrolled in publicly funded host language courses in 2020? ● How many asylum seekers and BIPs have successfully completed publicly funded host language courses or were successfully tested after completing a publicly funded course in 2020? ● How many asylum seekers and BIPs did complete publicly funded social orientation courses in 2020? ● What was the size of the public budget specifically tagged for host language learning actually spent in 2020? ● What was the number of publicly funded, full-time equivalent staff in the last calendar tagged as teaching the host language to beneficiaries? ● What was the size of the public budget specifically tagged for social orientation of beneficiaries actually spent in 2020? ● What was the number of publicly funded, full-time equivalent staff in the last calendar year tagged as directly working on social orientation programmes for beneficiaries?
	<p>No data is provided on the enrolment in publicly funded language courses, completion of host language and social orientation courses. The data on the average enrolment time is based on estimates provided by BIPs and experts. Data on budgets and number of staff is not provided both for language and social orientation courses.</p>
BUILDING BRIDGES	<ul style="list-style-type: none"> ● How many BIPs have received one-to-one socio-cultural mentorship in publicly funded voluntary initiatives in 2020? ● How many legal guardians support unaccompanied minors through publicly funded voluntary initiatives in 2020? ● How many NGOs were there in 2020 that have been founded and run by BIPs? ● What was the amount of public funding in 2020 that was tagged to support associations working on the socio-cultural and civic participation of BIPs?
	<p>There is no data concerning these indicators.</p>

Slovenia

- The biggest data gaps are related to the employment and vocational training dimensions.
- As far as data are available, they can generally be requested from relevant public authorities and some information could be gathered through NGOs.

BASIC FIGURES	<ul style="list-style-type: none"> ● How many beneficiaries of international protection (BIPs) were there in Slovenia as of 1 January 2021? ● How many asylum seekers in 2020 were identified in an individual evaluation as an applicant with special reception needs? How many of them fall under the different categories (single parents, victims of violence/trafficking, disabled, pregnant women, unaccompanied minors, persons with serious illness/mental disorder)? ● How long did it take on average to reach a final decision for asylum cases delivered 2020? ● What are the different lengths of reception phase for beneficiaries in 2020?
	Data from the Government Office for the Support and Integration of Migrants provide the number of BIPs and asylum seekers with special needs. Information on the average length of the reception phase is available in publicly available reports and different lengths of the reception phase for beneficiaries are provided by relevant authorities.
RESIDENCY	<ul style="list-style-type: none"> ○ What was the size of the public budget tagged as legal assistance and legal support for BIPs actually spent in 2020? ● How many BIPs who applied for permanent/long-term residence were accepted in 2020? ● How many unsuccessful applications for permanent/long-term residence from BIPs were rejected in 2020 for the following reasons: residence period/economic resource/housing/health insurance requirement, language/integration assessment and documentation?
	Beneficiaries of international protection do not have access to special free legal assistance or legal support provided by the state, apart from free legal aid available to all citizens of Slovenia and BIPs under the same conditions. In Slovenia permanent residence and long-term residence are two different statuses. Data is available for both residence types. The ministry does not collect data on reasons for rejection.
FAMILY REUNIFICATION	<ul style="list-style-type: none"> ● What was the average duration of family reunification and tracing in the case of procedures finalised in 2020? ● How many BIPs who used a family tracing service in 2020 were able to identify family member(s)? ● How many unsuccessful applications from BIPs were rejected in 2020 for the following reasons: definition of the family, residence period/economic resource/housing/health insurance requirement, language/integration assessment and documentation? ○ What was the size of the annual public budget actually spent in 2020 tagged as travel assistance and support for family reunion (e.g. providing DNA test for free)? ● How many BIPs were reunited with their family in 2020?
	The average duration of the family reunification procedure is provided by the relevant authority. Although family tracing is not part of the procedure, there is no data on that. The Red Cross provides data on the use of family tracing for all BIPs without differentiating by protection status. Reasons for rejection are not collected. Travel expenses or other costs in cases of family reunification (such as DNA tests for example) are not covered by the state budget. Based on a country report and an information requested from relevant authority, the acceptance rate for family reunification was provided but not for all protection statuses.

CITIZENSHIP	<ul style="list-style-type: none"> ● What was the average duration of naturalisation procedures finalised in 2020 for the first generation of adult BIPs? ● How many unsuccessful applications from BIPs were rejected in 2020 for the following reasons: residence period/economic resource/housing/health insurance requirement, language/integration assessment and documentation? ● How many BIPs were naturalised in 2020?
	<p>Data on the average duration of the naturalisation procedure is available but the Ministry of the Interior does not gather data based on the type of international protection. Therefore, separate data for refugees and persons with subsidiary protection are not available. Information provided by the relevant authority and NGO representatives presents reasons for rejection. The number of BIPs who were naturalised in 2020 is available but not disaggregated by protection status.</p>
HOUSING	<ul style="list-style-type: none"> ● What was the size of the public budget specifically tagged for the public (targeted or mainstream) housing of beneficiaries actually spent in 2020? ● How many BIPs used targeted public accommodation in 2020? ● How long on average BIPs use targeted public accommodation (based on numbers in 2020)? ● What was the average amount of publicly provided, in-cash housing support per month per beneficiary after status recognition in 2020? ● How many people were living homeless, informally with friends and family, temporary/long-term public housing, long-term private housing, housing they own?
	<p>The data on the budget for housing market integration of BIPs is available. The number of BIPs using targeted public accommodation is available but not disaggregated by protection status. Interviews with NGO representatives and information requested from authorities show the average length of the use of public accommodation and targeted in-cash housing support. Regarding housing security of BIPs, data is available only for long-term private housing.</p>
EMPLOYMENT	<ul style="list-style-type: none"> ● How many asylum seekers and BIPs in working age were legally employed or self-employed in 2020? ● What is the highest, successfully completed level of education of asylum seekers and BIPs in working age? ● What was the size of the public budget specifically tagged for the labour market integration of beneficiaries actually spent in 2020? ● How many BIPs had their skills/qualifications recognised in 2020?
	<p>No data is collected and/or provided concerning the questions above.</p>
VOCATIONAL TRAINING	<ul style="list-style-type: none"> ● How many asylum seekers and BIPs were enrolled in or completed mainstream or targeted vocational training or employment-related education in 2020? ● What was the size of the annual public budget actually spent in 2020 specifically tagged for the skills improvement of beneficiaries?
	<p>No data is collected and/or provided concerning the questions above.</p>
HEALTH	<ul style="list-style-type: none"> ● What was the size of the annual public budget actually spent in 2020 specifically tagged for health care services for persons seeking or benefiting from international protection?
	<p>The entire budget for asylum seekers comes from the state budget. Health care of beneficiaries of international protection is part of the general public health care plan, so there is no specific data related to BIPs.</p>

EDUCATION	<ul style="list-style-type: none"> ● How many children and youth (up to 25 years old) seeking or benefiting from international protection were enrolled in education in 2020? ● How long did it take, on average in 2020, for the children of asylum seekers to be enrolled in school? ● How many minor asylum seekers and children and youth under international protection participated in targeted education in 2020? ● What was the size of the public budget specifically tagged for targeted educational measures for minor beneficiaries actually spent in 2020? ● What was the number of publicly funded, full-time equivalent staff in 2020 tagged as directly working on supporting the education of minor BIPs?
	<p>Data on the enrolment in education of refugee children and youth is available but not disaggregated by gender. The average enrolment time is provided, while the data on participation in targeted education is available but not disaggregated by protection status. Information on the budgets for targeted educational measures and the number of educational staff for minor BIPs is provided.</p>
LANGUAGE LEARNING & SOCIAL ORIENTATION	<ul style="list-style-type: none"> ● How many asylum seekers and BIPs were enrolled in publicly funded, free host language courses in 2020? ● How long did it take on average for asylum seekers to be enrolled in publicly funded host language courses in 2020? ● How many asylum seekers and BIPs have successfully completed publicly funded host language courses or were successfully tested after completing a publicly funded course in 2020? ● How many asylum seekers and BIPs did complete publicly funded social orientation courses in 2020? ● What was the size of the public budget specifically tagged for host language learning actually spent in 2020? ● What was the number of publicly funded, full-time equivalent staff in the last calendar tagged as teaching the host language to beneficiaries? ● What was the size of the public budget specifically tagged for social orientation of beneficiaries actually spent in 2020? ● What was the number of publicly funded, full-time equivalent staff in the last calendar year tagged as directly working on social orientation programmes for beneficiaries?
	<p>The number of BIPs enrolled in publicly funded language courses and the average enrolment time are available. Partial data is available on the completion of language and social orientation courses. Data on the budget for language and social orientation courses is available. The number of full-time educational staff working with BIPs is not available since they do not teach BIPs only. The number of social orientation staff, on the other hand, is provided by an NGO.</p>
BUILDING BRIDGES	<ul style="list-style-type: none"> ○ How many BIPs have received one-to-one socio-cultural mentorship in publicly funded voluntary initiatives in 2020? ● How many legal guardians support unaccompanied minors through publicly funded voluntary initiatives in 2020? ● How many NGOs were there in 2020 that have been founded and run by BIPs? ○ What was the amount of public funding in 2020 that was tagged to support associations working on the socio-cultural and civic participation of BIPs?
	<p>There are no one-to-one socio-cultural mentorships in publicly funded voluntary initiatives in Slovenia. The number of legal guardians is available while there is no concrete data on the number of NGOs run by BIPs. There is no specific funding for associations working on the socio-cultural participation of beneficiaries.</p>

Spain

- The biggest data gaps are related to the family reunification, citizenship, health, education, language and social learning and building bridges dimensions.
- As far as data are available, they are mostly gathered through a UNHCR-sponsored survey which will be publicly available.

BASIC FIGURES	<ul style="list-style-type: none"> ● How many beneficiaries of international protection (BIPs) were there in Spain as of 1 January 2021? ● How many asylum seekers in 2020 were identified in an individual evaluation as an applicant with special reception needs? How many of them fall under the different categories (single parents, victims of violence/trafficking, disabled, pregnant women, unaccompanied minors, persons with serious illness/mental disorder)? ● How long did it take on average to reach a final decision for asylum cases delivered 2020? ● What are the different lengths of reception phase for beneficiaries in 2020?
	Limited data is available about the number of BIPs in 2020 but not for asylum seekers with special needs. Although there is no data on the average length of the reception phase, experts can provide informed estimates.
RESIDENCY	<ul style="list-style-type: none"> ● What was the size of the public budget tagged as legal assistance and legal support for BIPs actually spent in 2020? ○ How many BIPs who applied for permanent/long-term residence were accepted in 2020? ○ How many unsuccessful applications for permanent/long-term residence from BIPs were rejected in 2020 for the following reasons: residence period/economic resource/housing/health insurance requirement, language/integration assessment and documentation?
	The size of the budget for legal assistance and support is not available. As a long-term residence permit is automatically acquired upon recognition, the questions about the acceptance rate and reasons for rejection are not applicable.
FAMILY REUNIFICATION	<ul style="list-style-type: none"> ● What was the average duration of family reunification and tracing in the case of procedures finalised in 2020? ● How many BIPs who used a family tracing service in 2020 were able to identify family member(s)? ● How many unsuccessful applications from BIPs were rejected in 2020 for the following reasons: definition of the family, residence period/economic resource/housing/health insurance requirement, language/integration assessment and documentation? ● What was the size of the annual public budget actually spent in 2020 tagged as travel assistance and support for family reunion (e.g. providing DNA test for free)? ● How many BIPs were reunited with their family in 2020?
	No data is available for the average duration of the family reunification procedure, the use of family tracing services and reasons for rejection of family reunification. No information is available on travel/family assistance budgets. On the other hand, statistics on the number of BIPs who could reunite with their family are not available because the number of applications for family reunification are not public.

CITIZENSHIP	<ul style="list-style-type: none"> ● What was the average duration of naturalisation procedures finalised in 2020 for the first generation of adult BIPs? ● How many unsuccessful applications from BIPs were rejected in 2020 for the following reasons: residence period/economic resource/housing/health insurance requirement, language/integration assessment and documentation? ● How many BIPs were naturalised in 2020?
	<p>Limited and partial data is available for the average duration of naturalisation procedures. No data is available and/or provided concerning other the other indicators.</p>
HOUSING	<ul style="list-style-type: none"> ● What was the size of the public budget specifically tagged for the public (targeted or mainstream) housing of beneficiaries actually spent in 2020? ● How many BIPs used targeted public accommodation in 2020? ● How long on average BIPs use targeted public accommodation (based on numbers in 2020)? ● What was the average amount of publicly provided, in-cash housing support per month per beneficiary after status recognition in 2020? ● How many people were living homeless, informally with friends and family, temporary/long-term public housing, long-term private housing, housing they own?
	<p>Partial data is available for the number of BIPs using targeted public accommodation and the average amount of in-cash housing support. Partial data is available about the housing security of BIPs, while no data is available for the size of the public budget and the average length of using targeted public accommodation.</p>
EMPLOYMENT	<ul style="list-style-type: none"> ● How many asylum seekers and BIPs in working age were legally employed or self-employed in 2020? ● What is the highest, successfully completed level of education of asylum seekers and BIPs in working age? ● What was the size of the public budget specifically tagged for the labour market integration of beneficiaries actually spent in 2020? ● How many BIPs had their skills/qualifications recognised in 2020?
	<p>Partial data is available for the number of BIPs in legal and self-employment, the educational attainment level and the number of BIPs whose skills/qualifications were recognised. However, no data is provided on the size of public budgets spent on labour market integration of BIPs.</p>
VOCATIONAL TRAINING	<ul style="list-style-type: none"> ● How many asylum seekers and BIPs were enrolled in or completed mainstream or targeted vocational training or employment-related education in 2020? ● What was the size of the annual public budget actually spent in 2020 specifically tagged for the skills improvement of beneficiaries?
	<p>Partial data is available for the number of asylum seekers and BIPs enrolled in vocational training, while there is no data available on the size of annual public spending on skill improvement of BIPs.</p>
HEALTH	<ul style="list-style-type: none"> ● What was the size of the annual public budget actually spent in 2020 specifically tagged for health care services for persons seeking or benefiting from international protection?
	<p>No data is available about the size of the annual public budget spent on health care services of BIPs.</p>

EDUCATION	<ul style="list-style-type: none"> ● How many children and youth (up to 25 years old) seeking or benefiting from international protection were enrolled in education in 2020? ● How long did it take, on average in 2020, for the children of asylum seekers to be enrolled in school? ● How many minor asylum seekers and children and youth under international protection participated in targeted education in 2020? ● What was the size of the public budget specifically tagged for targeted educational measures for minor beneficiaries actually spent in 2020? ● What was the number of publicly funded, full-time equivalent staff in 2020 tagged as directly working on supporting the education of minor BIPs?
	No data is available and/or provided concerning these indicators.
LANGUAGE LEARNING & SOCIAL ORIENTATION	<ul style="list-style-type: none"> ● How many asylum seekers and BIPs were enrolled in publicly funded, free host language courses in 2020? ● How long did it take on average for asylum seekers to be enrolled in publicly funded host language courses in 2020? ● How many asylum seekers and BIPs have successfully completed publicly funded host language courses or were successfully tested after completing a publicly funded course in 2020? ● How many asylum seekers and BIPs did complete publicly funded social orientation courses in 2020? ● What was the size of the public budget specifically tagged for host language learning actually spent in 2020? ● What was the number of publicly funded, full-time equivalent staff in the last calendar tagged as teaching the host language to beneficiaries? ● What was the size of the public budget specifically tagged for social orientation of beneficiaries actually spent in 2020? ● What was the number of publicly funded, full-time equivalent staff in the last calendar year tagged as directly working on social orientation programmes for beneficiaries?
	No data is available and/or provided concerning these indicators.
BUILDING BRIDGES	<ul style="list-style-type: none"> ● How many BIPs have received one-to-one socio-cultural mentorship in publicly funded voluntary initiatives in 2020? ● How many legal guardians support unaccompanied minors through publicly funded voluntary initiatives in 2020? ● How many NGOs were there in 2020 that have been founded and run by BIPs? ● What was the amount of public funding in 2020 that was tagged to support associations working on the socio-cultural and civic participation of BIPs?
	No data is available and/or provided concerning these indicators.

Sweden

- The biggest data gaps are related to the building bridges dimension. Overall, data is not disaggregated by protection status.
- As far as data are collected, they are generally publicly available but not usually disaggregated. In general, most of the data are available but access is difficult due to time and ethics constraints.

BASIC FIGURES	<ul style="list-style-type: none"> ● How many beneficiaries of international protection (BIPs) were there in Sweden as of 1 January 2021? ● How many asylum seekers in 2020 were identified in an individual evaluation as an applicant with special reception needs? How many of them fall under the different categories (single parents, victims of violence/trafficking, disabled, pregnant women, unaccompanied minors, persons with serious illness/mental disorder)? ● How long did it take on average to reach a final decision for asylum cases delivered 2020? ● What are the different lengths of reception phase for beneficiaries in 2020? <p>Up-to-date data on the number of BIPs was available but in a limited way. Regarding the number of asylum seekers with special needs, data is publicly available only concerning unaccompanied minors since other categories are considered as classified information. Statistics on the average and different lengths of the reception phase is available in publicly available sources.</p>
RESIDENCY	<ul style="list-style-type: none"> ● What was the size of the public budget tagged as legal assistance and legal support for BIPs actually spent in 2020? ● How many BIPs who applied for permanent/long-term residence were accepted in 2020? ● How many unsuccessful applications for permanent/long-term residence from BIPs were rejected in 2020 for the following reasons: residence period/economic resource/housing/health insurance requirement, language/integration assessment and documentation? <p>The budget for legal assistance is included in the total migration budget but it is not clear how much is actually spent on this. The number of unsuccessful applications for permanent residency is not available; however, the number of accepted applications is provided. Data is not available on the reasons for rejection.</p>
FAMILY REUNIFICATION	<ul style="list-style-type: none"> ● What was the average duration of family reunification and tracing in the case of procedures finalised in 2020? ● How many BIPs who used a family tracing service in 2020 were able to identify family member(s)? ● How many unsuccessful applications from BIPs were rejected in 2020 for the following reasons: definition of the family, residence period/economic resource/housing/health insurance requirement, language/integration assessment and documentation? ● What was the size of the annual public budget actually spent in 2020 tagged as travel assistance and support for family reunion (e.g. providing DNA test for free)? ● How many BIPs were reunited with their family in 2020? <p>The average duration of the family reunification process is mentioned in the Swedish Migration Agency's Annual Report. The Red Cross provides data on the use of family tracing, but it is not disaggregated by protection status. The Swedish Migration Agency did not share the reasons for rejection due to reasons of confidentiality. Data on the public budget for travel/family assistance was not available at the time of the research. The total number of BIPs who reunited with their families is available, but is not disaggregated by protection status.</p>

CITIZENSHIP	<ul style="list-style-type: none"> ● What was the average duration of naturalisation procedures finalised in 2020 for the first generation of adult BIPs? ● How many unsuccessful applications from BIPs were rejected in 2020 for the following reasons: residence period/economic resource/housing/health insurance requirement, language/integration assessment and documentation? ● How many BIPs were naturalised in 2020?
	<p>The average duration of the naturalisation procedure is available, but data is not disaggregated by immigration status. The data on reasons for rejection and the acceptance rate is also not disaggregated by protection status.</p>
HOUSING	<ul style="list-style-type: none"> ● What was the size of the public budget specifically tagged for the public (targeted or mainstream) housing of beneficiaries actually spent in 2020? ● How many BIPs used targeted public accommodation in 2020? ● How long on average BIPs use targeted public accommodation (based on numbers in 2020)? ● What was the average amount of publicly provided, in-cash housing support per month per beneficiary after status recognition in 2020? ● How many people were living homeless, informally with friends and family, temporary/long-term public housing, long-term private housing, housing they own?
	<p>There are no budget lines for housing or housing for refugees. Housing is a responsibility of local municipalities. However, the state has a budget line for economic support to municipalities receiving BIPs which should cover costs for housing, schooling, health and other costs. The data on the number of BIPs using targeted public accommodation is publicly available, while only the minimum length of stay is provided. Data is available on targeted in-cash housing support and housing security of BIPs.</p>
EMPLOYMENT	<ul style="list-style-type: none"> ● How many asylum seekers and BIPs in working age were legally employed or self-employed in 2020? ● What is the highest, successfully completed level of education of asylum seekers and BIPs in working age? ● What was the size of the public budget specifically tagged for the labour market integration of beneficiaries actually spent in 2020? ● How many BIPs had their skills/qualifications recognised in 2020?
	<p>The number of employed and self-employment asylum seekers and BIPs is available. The educational attainment level is available except for asylum seekers. The available budget figure covers the cost for the introduction programme (mainly language education, vocational training and labour market activities). Therefore, it is difficult to estimate the exact amount spent for labour market integration. The number of persons whose skills/qualifications were recognised is only available for all TCNs (including BIPs).</p>
VOCATIONAL TRAINING	<ul style="list-style-type: none"> ● How many asylum seekers and BIPs were enrolled in or completed mainstream or targeted vocational training or employment-related education in 2020? ● What was the size of the annual public budget actually spent in 2020 specifically tagged for the skills improvement of beneficiaries?
	<p>The number of BIPs enrolled in employment-related education is available but the data are not disaggregated by protection status. The available budget figure covers the cost for the introduction programme (mainly language education, vocational training and labour market activities). Therefore, it is difficult to estimate the exact amount spent on vocational training.</p>

HEALTH	<ul style="list-style-type: none"> ● What was the size of the annual public budget actually spent in 2020 specifically tagged for health care services for persons seeking or benefiting from international protection? <p>Up-to-date information on the budget for health care services in 2020 was not available at the time of the research.</p>
EDUCATION	<ul style="list-style-type: none"> ● How many children and youth (up to 25 years old) seeking or benefiting from international protection were enrolled in education in 2020? ● How long did it take, on average in 2020, for the children of asylum seekers to be enrolled in school? ● How many minor asylum seekers and children and youth under international protection participated in targeted education in 2020? ● What was the size of the public budget specifically tagged for targeted educational measures for minor beneficiaries actually spent in 2020? ● What was the number of publicly funded, full-time equivalent staff in 2020 tagged as directly working on supporting the education of minor BIPs? <p>The data on the number of children enrolled in schools is available for all newly arrived migrants, not differentiated by protection status. There are no national statistics on how long it takes to enrol in school. Data is only available for children participating in mother tongue education and children taking Swedish as a second language. Budgets for targeted educational measures for minor BIPs are included in the total amount paid to municipalities to cover the costs for housing, schools, Swedish for Immigrants, social orientation, interpreters and other measures. The data on educational staff only for BIPs is not available, while figures exist on mother tongue study supervisors as well as teachers of Swedish as a second language in primary, lower and upper secondary schools.</p>
LANGUAGE LEARNING & SOCIAL ORIENTATION	<ul style="list-style-type: none"> ● How many asylum seekers and BIPs were enrolled in publicly funded, free host language courses in 2020? ● How long did it take on average for asylum seekers to be enrolled in publicly funded host language courses in 2020? ● How many asylum seekers and BIPs have successfully completed publicly funded host language courses or were successfully tested after completing a publicly funded course in 2020? ● How many asylum seekers and BIPs did complete publicly funded social orientation courses in 2020? ● What was the size of the public budget specifically tagged for host language learning actually spent in 2020? ● What was the number of publicly funded, full-time equivalent staff in the last calendar tagged as teaching the host language to beneficiaries? ● What was the size of the public budget specifically tagged for social orientation of beneficiaries actually spent in 2020? ● What was the number of publicly funded, full-time equivalent staff in the last calendar year tagged as directly working on social orientation programmes for beneficiaries? <p>The data on the number of BIPs enrolled in publicly funded language courses is available only for asylum seekers. However, the total amount of students in language training, and their country of birth are available. Among the persons in introduction programmes, it is possible to identify the number of people enrolled in language training. Thus, a good estimation of the number of BIPs in language training is possible. The average enrolment time is available, while completion of host language courses is only available for all TCNs. The number of BIPs enrolled in social orientation course is available but data is not disaggregated by protection status. The budget for language learning was available for asylum seekers in 2020; but for BIPs it was available for 2019 and not updated at the time of the research. The number of educational staff includes teachers for all immigrants. Information on the budget for social orientation courses is not available. Asylum</p>

	seekers are not eligible for publicly funded social orientation program. Data does not exist on social orientation staff for BIPs.
BUILDING BRIDGES	<ul style="list-style-type: none"> ● How many BIPs have received one-to-one socio-cultural mentorship in publicly funded voluntary initiatives in 2020? ● How many legal guardians support unaccompanied minors through publicly funded voluntary initiatives in 2020? ● How many NGOs were there in 2020 that have been founded and run by BIPs? ● What was the amount of public funding in 2020 that was tagged to support associations working on the socio-cultural and civic participation of BIPs?
	<p>The number of BIPs receiving one-to-one mentorship is not available. All unaccompanied minors have a right to a legal guardian, but there is no national statistics on how many legal guardians are appointed to unaccompanied minors. Each municipality has its own statistics. There is no data on the number of NGOs run by BIPs. Data is available on the yearly budget to support ethnic organisations.</p>